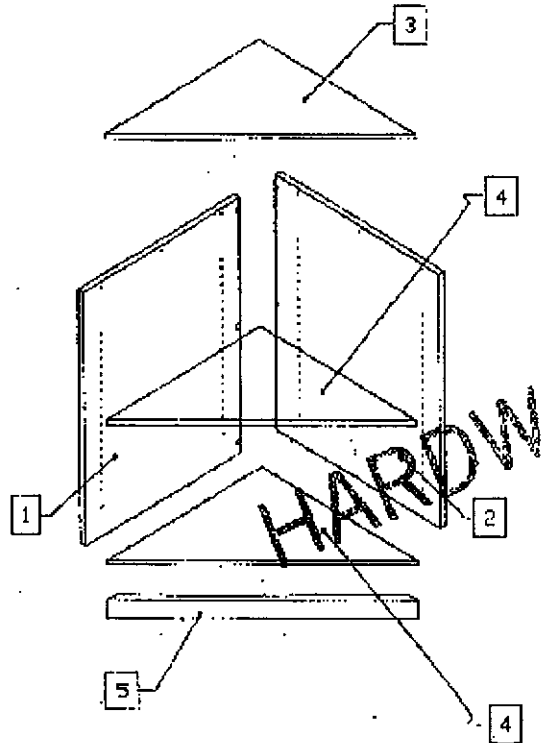
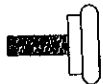





ASSEMBLY INSTRUCTIONS: 32" AND 39" HIGH CLOSED CORNER UNIT (32/39 CD)



HARDWARE			
	QUANTITY	PART NUMBER	DESCRIPTION
	4	1010562	1/4-20 BASE LEVELER
	22	1010568	RAFIX BOLT
	4	1010591	M4 5 X 35MM SLEEVE NUT
	4	1010592	M4 X 25MM SCREW

INSTRUCTIONS

1. Install rafix bolts in holes except where noted. Also select desired location for shelves and install rafix holes in desired holes.
2. Install rafix bolts in the bottom.

CONNECTING CIRCULATION DESK PIECES

1. Level all pieces to be connected.
2. Using a 13/62" drill bit, drill through the four predrilled holes that were not used for assembly.
3. Install M4 5 X 35mm sleeve nut and M4 25mm screw and tighten.