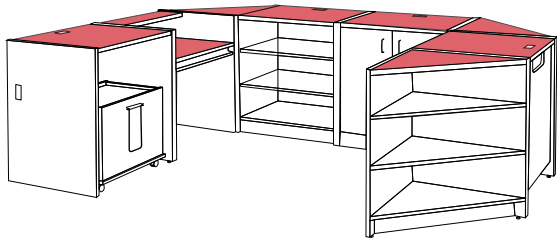


# Infinity Circulation Desk

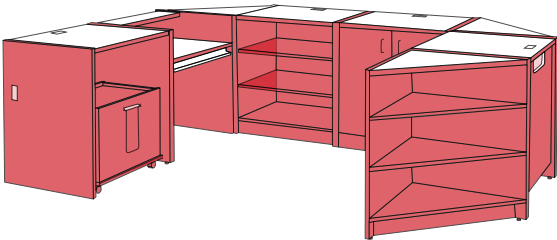


INFINITY CIRCULATION DESK



## STEP 1 WORK SURFACE

SEE HPL COLORS ON PG 3



## STEP 2 FRONT, BACK, SIDES AND EDGE

Front, Back, Sides and Edge are finished in the same color. Select one color from the palette below to represent both accents and the edge.

KENSINGTON MAPLE (963)

STUDIO TEAK (103)


XANADU (110)

RIVER CHERRY (566)

# Standard High Pressure Laminate (HPL) Colors


## Solid Laminate

Enhance quietness and concentration using neutrals in warm and cool palettes or promote activity using colors that are bright. Coordinate or match work surface colors with edges, accents and frames to create an unique custom look.



## Wood Grain Laminate

Achieve a classic or modern real wood look at the price and durability of laminate. Available with horizontal graining in light, dark and neutral shades.



## Pattern Laminate

Subtle, abstract, bold and classic pattern laminates add the perfect finishing touch to any work surface.



## Whiteboard Laminate



+CR = Chemical Resistant  
 +PH = Compact-Phenolic  
 +PHC = Compact-Phenolic with Chemical Resistant Coating