

A&D® Crossfit Motion Desks



STEP 1 WORK SURFACE

SEE HPL COLORS ON PG 3



A&D® CROSSFIT KOI MOTION
WITHOUT THE CUP HOLDER

STEP 2 EDGE



BLACK (B)	WISDOM (Z)	FIRE TRUCK RED (A)	ORANGESICLE (X)
GRAPHITE (M)	PURPLE (P)	VANILLA BLUE (E)	GRASS GREEN (I)
COOL GRAY (O)	BLUESCAPE (U)	MOD NAVY (C)	TANG (S)
COFFEE (D)	GREEN BEAN (Q)	GRAPLE (R)	LELLO (Y)

STEP 3 FRAME

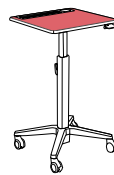


ALUMINUM

Rectangle top with a cup holder available in Fashion Gray work surface with Cool Gray spray edge, and Aluminum frame only.



A&D® CROSSFIT RECTANGLE MOTION
WITH A CUP HOLDER



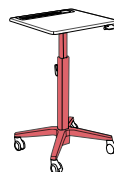
STEP 1 WORK SURFACE

FASHION GRAY (366)



STEP 2 EDGE

COOL GRAY (O)




STEP 3 FRAME

ALUMINUM

Standard High Pressure Laminate (HPL) Colors


Solid Laminate

Enhance quietness and concentration using neutrals in warm and cool palettes or promote activity using colors that are bright. Coordinate or match work surface colors with edges, accents and frames to create an unique custom look.



Wood Grain Laminate

Achieve a classic or modern real wood look at the price and durability of laminate. Available with horizontal graining in light, dark and neutral shades.




Pattern Laminate

Subtle, abstract, bold and classic pattern laminates add the perfect finishing touch to any work surface.



Whiteboard Laminate



+CR = Chemical Resistant
 +PH = Compact-Phenolic
 +PHC = Compact-Phenolic with Chemical Resistant Coating