


How It Works

We may be black and white about how Paragon Furniture is the standard among all things furniture, but when it comes to color, we are a kaleidoscope. From Fire Truck Red to Vanilla Blue, your home for color options is Paragon®. This guide will walk you through each step of the process for choosing unique swatches for paint, accents and more.

Follow the steps outlined below to configure your Paragon® product. The image pictured will indicate in red what area of the product you are selecting a finish for.



STEP 1 WORK SURFACE

Work surface laminates are available in solid, woodgrain and pattern designs. Use page three of this guide as a reference when selecting laminates for work surfaces.



STEP 2 ACCENTS AND EDGE

Accents and edge details are selected from the same pallet of colors for a cohesive look.



STEP 3 FRAME

Frames are painted using a powder coat paint process that is durable and will withstand the rigors of the classroom and beyond.




Differences between the printing process and production techniques may cause slight variations in the color swatches shown here and the actual manufactured product. We highly recommend requesting a sample of the finish for a more exact representation of the color. All samples are subject to availability at the time of ordering. Finish options are subject to change without notice. For samples, contact Paragon Furniture Customer Care at 800.451.8546 or email them at customerservice@paragoninc.com

Standard High Pressure Laminate (HPL) Colors


Solid Laminate

Enhance quietness and concentration using neutrals in warm and cool palettes or promote activity using colors that are bright. Coordinate or match work surface colors with edges, accents and frames to create an unique custom look.



Wood Grain Laminate

Achieve a classic or modern real wood look at the price and durability of laminate. Available with horizontal graining in light, dark and neutral shades.



Pattern Laminate

Subtle, abstract, bold and classic pattern laminates add the perfect finishing touch to any work surface.

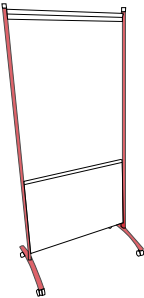


Whiteboard Laminate



+CR = Chemical Resistant
 +PH = Compact-Phenolic
 +PHC = Compact-Phenolic with Chemical Resistant Coating


MAKER™ Idea Board



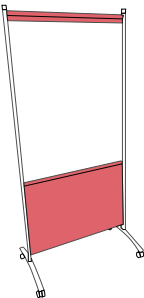
STEP 1 FRAME

*Black paint is a textured paint.

BLACK* (B)	FLANNEL (F)
COOL GRAY (O)	WISDOM (Z)
TITANIUM (T)	



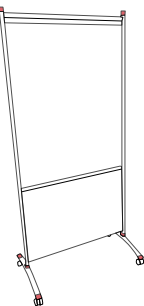
MAKER™ IDEA BOARD



STEP 2 ACCENT PAINT

*Black and Graphite paints are a textured paint.

BLACK* (B)	COFFEE (D)	BLUESCAPE (U)	FIRE TRUCK RED (A)
GRAPHITE* (M)	WISDOM (Z)	MOD NAVY (C)	TANG (S)
COOL GRAY (O)	PURPLE (P)	GREEN BEAN (Q)	ORANGESICLE (X)
GRAPLE (R)	VANILLA BLUE (E)	GRASS GREEN (I)	LELLO (Y)
FLANNEL (F)	TITANIUM (T)		

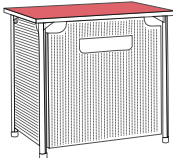


STEP 3 PLASTIC ACCENTS

BLACK (B)	COFFEE (D)	BLUESCAPE (U)	FIRE TRUCK RED (A)
GRAPHITE (M)	WISDOM (Z)	MOD NAVY (C)	TANG (S)
COOL GRAY (O)	PURPLE (P)	GREEN BEAN (Q)	ORANGESICLE (X)
GRAPLE (R)	VANILLA BLUE (E)	GRASS GREEN (I)	LELLO (Y)

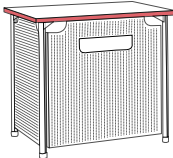
CIRCULATION FURNITURE

INFORMATION COMMONS™ Circulation Desk



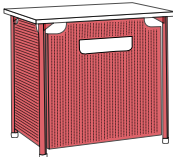
STEP 1 WORK SURFACE

SEE HPL COLORS ON PG 3



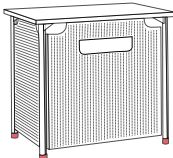
STEP 2 EDGE

BLACK (B)



STEP 3 FRAME

TITANIUM (T)



STEP 4 PLASTIC ACCENTS

BLACK (B)	COOL GRAY (O)	WISDOM (Z)	BLUESCAPE (U)	FIRE TRUCK RED (R)
GRAPHITE (M)	COFFEE (D)	PURPLE (P)	GREEN BEAN (Q)	ORANGESICLE (X)
GRAPLE (R)	VANILLA BLUE (E)	MOD NAVY (C)	TANG (S)	GRASS GREEN (I)
LELLO (Y)				



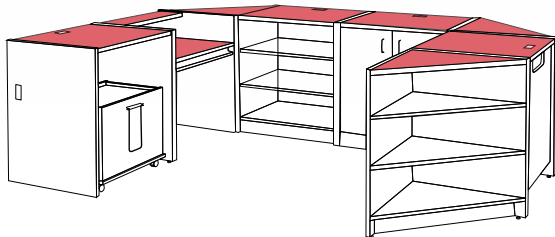
INFORMATION COMMONS™ CIRCULATION DESK



Infinity Circulation Desk

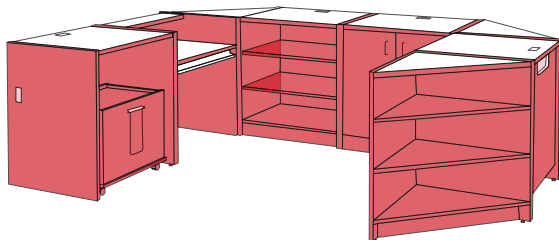


INFINITY CIRCULATION DESK



STEP 1 WORK SURFACE

SEE HPL COLORS ON PG 3



STEP 2 FRONT, BACK, SIDES AND EDGE

Front, Back, Sides and Edge are finished in the same color. Select one color from the palette below to represent both accents and the edge.

KENSINGTON MAPLE (963)

STUDIO TEAK (103)

XANADU (110)

RIVER CHERRY (566)

DESKS, KIOSKS & WORK CENTERS

A&D® Desks



A&D® TEACHER DESK



A&D® CROSSFIT STUDENT DESK



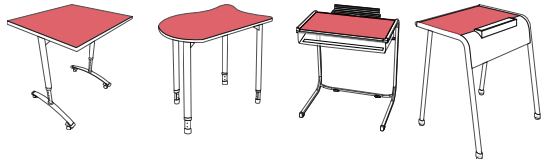
A&D® ADJUSTABLE HEIGHT STUDENT DESK AND ACTIVITY TABLES



A&D® CANTILEVER STUDENT DESK



A&D® K-LEG STUDENT AND TEACHER DESK



STEP 1 WORK SURFACE

SEE HPL COLORS ON PG 3



STEP 2 EDGE

BLACK (B)	COFFEE (D)	GREEN BEAN (Q)
GRAPHITE (M)	WISDOM (Z)	FIRE TRUCK RED (A)
COOL GRAY (O)	PURPLE (P)	ORANGESICLE (X)
VANILLA BLUE (E)	GRAPLE (R)	TANG (S)
BLUESCAPE (U)	MOD NAVY (C)	GRASS GREEN (I)
		LELLO (Y)



STEP 3 FRAME

*Black paint is a textured paint.

BLACK* (B)	TITANIUM (T)	WISDOM (Z)
FLANNEL (F)	COOL GRAY (O)	



STEP 4 ACCENT PAINT

*Black and Graphite paints are a textured paint.

BLACK* (B)	WISDOM (Z)	VANILLA BLUE (E)
GRAPHITE* (M)	PURPLE (P)	MOD NAVY (C)
COOL GRAY (O)	BLUESCAPE (U)	GRAPLE (R)
COFFEE (D)	GREEN BEAN (Q)	GRASS GREEN (I)
FLANNEL (F)	ORANGESICLE (X)	TANG (S)
TITANIUM (T)	FIRE TRUCK RED (A)	LELLO (Y)



STEP 5 PLASTIC ACCENTS

BLACK (B)	COFFEE (D)	GREEN BEAN (Q)
GRAPHITE (M)	WISDOM (Z)	FIRE TRUCK RED (A)
COOL GRAY (O)	PURPLE (P)	ORANGESICLE (X)
VANILLA BLUE (E)	GRAPLE (R)	TANG (S)
BLUESCAPE (U)	MOD NAVY (C)	GRASS GREEN (I)
		LELLO (Y)

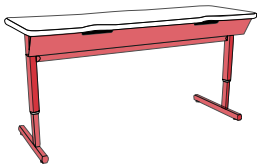
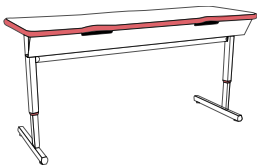
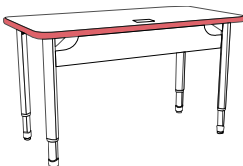
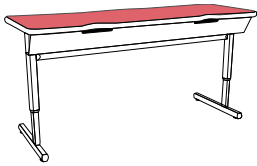
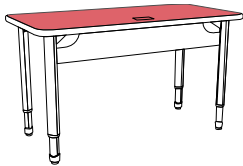
INTUITIVE® Desks



INTUITIVE® TRAIN-IT



INTUITIVE® COMPUTE-IT



STEP 1 WORK SURFACE

SEE HPL COLORS ON PG 3

STEP 2 EDGE

BLACK (B)	COFFEE (D)	BLUESCAPE (U)
GRAPHITE (M)	WISDOM (Z)	GREEN BEAN (Q)
COOL GRAY (O)	PURPLE (P)	FIRE TRUCK RED (A)
ORANGESICLE (X)	VANILLA BLUE (E)	MOD NAVY (C)
GRAPLE (R)	GRASS GREEN (I)	TANG (S)
		LELLO (Y)

STEP 3 FRAME

*Black paint is a textured paint.

BLACK* (B)	FLANNEL (F)	TITANIUM (T)
COOL GRAY (O)	WISDOM (Z)	

STEP 4 PLASTIC ACCENTS

BLACK (B)	COFFEE (D)	BLUESCAPE (U)
GRAPHITE (M)	WISDOM (Z)	GREEN BEAN (Q)
COOL GRAY (O)	PURPLE (P)	FIRE TRUCK RED (A)
ORANGESICLE (X)	VANILLA BLUE (E)	MOD NAVY (C)
GRAPLE (R)	GRASS GREEN (I)	TANG (S)
		LELLO (Y)



DESKS, KIOSKS & WORK CENTERS

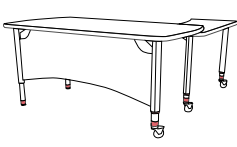
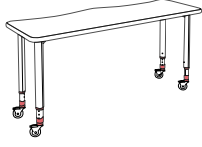
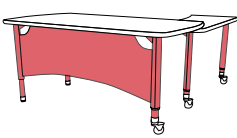
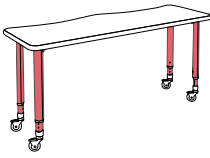
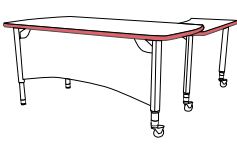
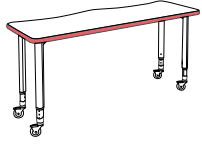
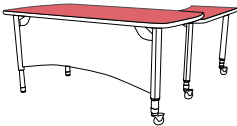
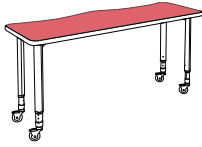
INTUITIVE® Teacher Desks



TEACH-IT WITH SWITCH-IT



RETURN-IT



STEP 1 WORK SURFACE

SEE HPL COLORS ON PG 3

STEP 2 EDGE

BLACK (B)

COFFEE (D)

BLUESCAPE (U)

GRAPHITE (M)

WISDOM (Z)

GREEN BEAN (Q)

COOL GRAY (O)

PURPLE (P)

FIRE TRUCK RED (A)

ORANGESICLE (X)

VANILLA BLUE (E)

MOD NAVY (N)

GRAPLE (R)

GRASS GREEN (I)

TANG (S)

LELLO (Y)

STEP 3 FRAME

*Black paint is a textured paint.

BLACK* (B)

FLANNEL (F)

TITANIUM (T)

COOL GRAY (O)

WISDOM (Z)

STEP 4 PLASTIC ACCENTS

BLACK (B)

COFFEE (D)

BLUESCAPE (U)

GRAPHITE (M)

WISDOM (Z)

GREEN BEAN (Q)

COOL GRAY (O)

PURPLE (P)

FIRE TRUCK RED (A)

ORANGESICLE (X)

VANILLA BLUE (E)

MOD NAVY (N)

GRAPLE (R)

GRASS GREEN (I)

TANG (S)

LELLO (Y)



A&D® Crossfit Motion Desks



STEP 1 WORK SURFACE

SEE HPL COLORS ON PG 3



A&D® CROSSFIT KOI MOTION
WITHOUT THE CUP HOLDER



STEP 2 EDGE

BLACK (B)	WISDOM (Z)	FIRE TRUCK RED (A)	ORANGESICLE (X)
GRAPHITE (M)	PURPLE (P)	VANILLA BLUE (E)	GRASS GREEN (I)
COOL GRAY (O)	BLUESCAPE (U)	MOD NAVY (C)	TANG (S)
COFFEE (D)	GREEN BEAN (Q)	GRAPLE (R)	LELLO (Y)



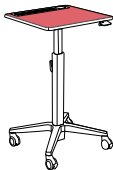
STEP 3 FRAME

ALUMINUM

Rectangle top with a cup holder available in Fashion Gray work surface with Cool Gray spray edge, and Aluminum frame only.

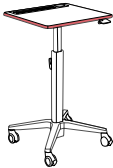


A&D® CROSSFIT RECTANGLE MOTION
WITH A CUP HOLDER



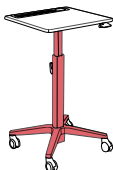
STEP 1 WORK SURFACE

FASHION GRAY (366)



STEP 2 EDGE

COOL GRAY (O)

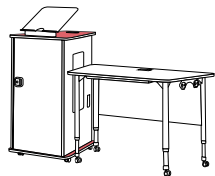


STEP 3 FRAME

ALUMINUM



A&D® Crossfit Teacher Podium

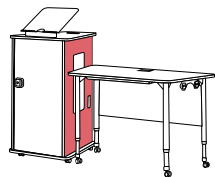


STEP 1 WORK SURFACE

SEE HPL COLORS ON PG 3



A&D® CROSSFIT TEACHER PODIUM AND DESK



STEP 2 PODIUM SIDES

BLACK (900)

STUDIO TEAK (103)

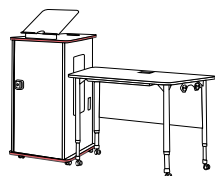
KENSINGTON MAPLE (963)

FROST (918)

XANADU (110)

RIVER CHERRY (566)

FOLKSTONE (902)



STEP 3 EDGE

BLACK (B)

COOL GRAY (D)

WISDOM (Z)

BLUESCAPE (U)

FIRE TRUCK RED (A)

GRAPHITE (M)

COFFEE (D)

PURPLE (P)

GREEN BEAN (Q)

ORANGESICLE (X)

GRAPLE (R)

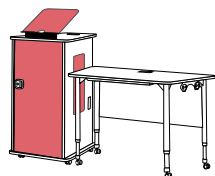
VANILLA BLUE (E)

MOD NAVY (C)

TANG (S)

GRASS GREEN (I)

LELLO (Y)



STEP 4 VENT PANEL, DOOR AND KICK STAND

Vent Panel and Door are finished in the same color. Select one color from the palette below to represent those two items. Select one color from the palette below to finish the Kick Stand. *Black and Graphite paints are a textured paint.

BLACK* (B)

COOL GRAY (D)

WISDOM (Z)

BLUESCAPE (U)

FIRE TRUCK RED (A)

GRAPHITE* (M)

COFFEE (D)

PURPLE (P)

GREEN BEAN (Q)

ORANGESICLE (X)

GRAPLE (R)

VANILLA BLUE (E)

MOD NAVY (C)

TANG (S)

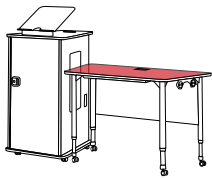
GRASS GREEN (I)

LELLO (Y)

FLANNEL (F)

TITANIUM (T)

A&D® Crossfit Teacher Desk

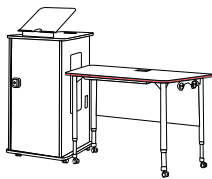


STEP 1 WORK SURFACE

SEE HPL COLORS ON PG 3

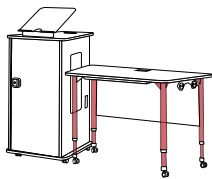


A&D® CROSSFIT TEACHER PODIUM AND DESK



STEP 2 EDGE

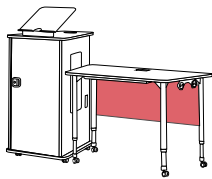
BLACK (B)	COOL GRAY (O)	WISDOM (Z)	BLUESCAPE (U)	FIRE TRUCK RED (A)
GRAPHITE (M)	COFFEE (D)	PURPLE (P)	GREEN BEAN (Q)	ORANGESICLE (X)
GRAPLE (R)	VANILLA BLUE (E)	MOD NAVY (C)	TANG (S)	GRASS GREEN (I)
LELLO (Y)				



STEP 3 FRAME

*Black paint is a textured paint.

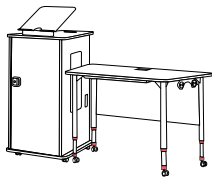
BLACK* (B)	FLANNEL (F)	TITANIUM (T)	COOL GRAY (O)	WISDOM (Z)
------------	-------------	--------------	---------------	------------



STEP 4 MODESTY PANEL

*Black and Graphite paints are a textured paint.

BLACK* (B)	COOL GRAY (O)	WISDOM (Z)	BLUESCAPE (U)	FIRE TRUCK RED (A)
GRAPHITE* (M)	COFFEE (D)	PURPLE (P)	GREEN BEAN (Q)	ORANGESICLE (X)
GRAPLE (R)	VANILLA BLUE (E)	MOD NAVY (C)	TANG (S)	GRASS GREEN (I)
LELLO (Y)	FLANNEL (F)	TITANIUM (T)		



STEP 5 PLASTIC ACCENTS

BLACK (B)	COOL GRAY (O)	WISDOM (Z)	BLUESCAPE (U)	FIRE TRUCK RED (A)
GRAPHITE (M)	COFFEE (D)	PURPLE (P)	GREEN BEAN (Q)	ORANGESICLE (X)
GRAPLE (R)	VANILLA BLUE (E)	MOD NAVY (C)	TANG (S)	GRASS GREEN (I)
LELLO (Y)				

DESKS, KIOSKS & WORK CENTERS

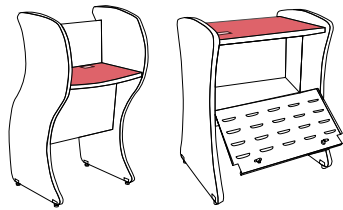
Work Centers



INFORMATION BAY




WAVE KIOSK



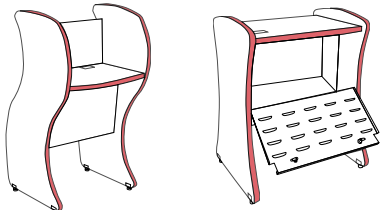
STEP 1 WORK SURFACE

SEE HPL COLORS ON PG 3



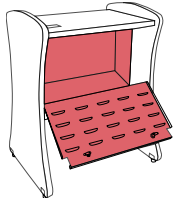
STEP 2 SIDES

SEE HPL COLORS ON PG 3



STEP 3 EDGE

BLACK (B)	COOL GRAY (O)	WISDOM (Z)	BLUESCAPE (U)
GRAPHITE (M)	COFFEE (D)	PURPLE (P)	GREEN BEAN (Q)
LELLO (Y)	VANILLA BLUE (E)	MOD NAVY (C)	TANG (S)
GRAPLE (R)	FIRE TRUCK RED (A)	ORANGESICLE (X)	GRASS GREEN (I)



STEP 4 DOOR AND CHASE

Door and Chase are finished in the same color. Select one color from the palette below to represent both areas. *Black and Graphite paints are a textured paint.

BLACK* (B)	COOL GRAY (O)	WISDOM (Z)	BLUESCAPE (U)
GRAPHITE* (M)	COFFEE (D)	PURPLE (P)	GREEN BEAN (Q)
LELLO (Y)	VANILLA BLUE (E)	MOD NAVY (C)	TANG (S)
GRAPLE (R)	FIRE TRUCK RED (A)	ORANGESICLE (X)	GRASS GREEN (I)
TITANIUM (T)	FLANNEL (F)		

Work Centers




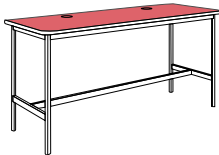
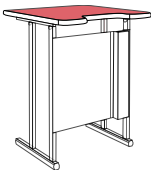
STANDING HEIGHT
WORKSTATION



CHARGE BAR

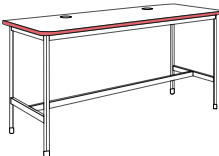
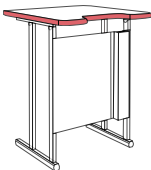


INTUITIVE® READ-IT



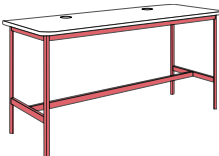
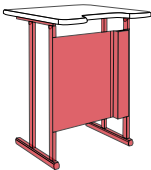
STEP 1 WORK SURFACE

SEE HPL COLORS ON PG 3



STEP 2 EDGE

BLACK (B)	COFFEE (D)	BLUESCAPE (U)
GRAPHITE (M)	WISDOM (Z)	GREEN BEAN (Q)
COOL GRAY (O)	PURPLE (P)	FIRE TRUCK RED (A)
ORANGESICLE (X)	VANILLA BLUE (E)	MOD NAVY (C)
GRAPLE (R)	GRASS GREEN (I)	TANG (S)
LELLO (Y)		

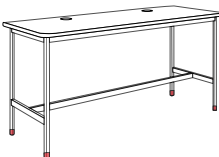


STEP 3 FRAME

*Black paint is a textured paint.

BLACK* (B)	FLANNEL (F)	TITANIUM (T)
COOL GRAY (O)	WISDOM (Z)	

STEP 4 PLASTIC ACCENTS



BLACK (B)	COFFEE (D)	BLUESCAPE (U)
GRAPHITE (M)	WISDOM (Z)	GREEN BEAN (Q)
COOL GRAY (O)	PURPLE (P)	FIRE TRUCK RED (A)
ORANGESICLE (X)	VANILLA BLUE (E)	MOD NAVY (C)
GRAPLE (R)	GRASS GREEN (I)	TANG (S)
LELLO (Y)		



Infinity Shelving Book Cart and Library Display

STEP 1 COLOR COMBINATIONS

Select one of the four color combinations.

SHELF, SIDES & BACKS

METAL SUPPORTS

*Metal Supports are finished in a textured paint.

XANADU (110)

+

CHICORY*

STUDIO TEAK (103)

+

CHICORY*

RIVER CHERRY (566)

+

CHICORY*

KENSINGTON MAPLE (963)

+

WHEAT*



SEATING

MOTIV® Freestanding and Modular Seating



MOTIV® MODULAR SOFT SEATING



MOTIV® HIGH BACK SOFA



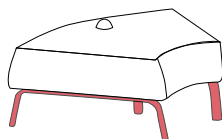

MOTIV® DOUBLE BENCH



MOTIV® STOOL



MOTIV® CHAIR ARMLESS ON CASTERS



STEP 1 FRAME, CORD BINS AND HANDLES

*Black paint is a textured paint.


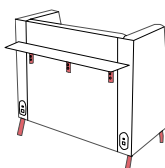
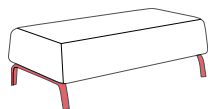
BLACK* (B)

TITANIUM (T)

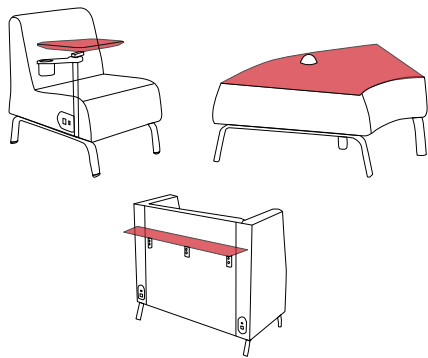
WISDOM (Z)

FLANNEL (F)

COOL GRAY (O)



SEATING



STEP 2 WORK SURFACE, SHELF AND TABLET

BLACK (900)

STUDIO TEAK (103)

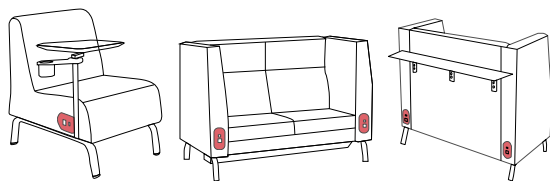
XANADU (110)

RIVER CHERRY (566)

FROST (918)

KENSINGTON MAPLE (963)

FOLKSTONE (902)



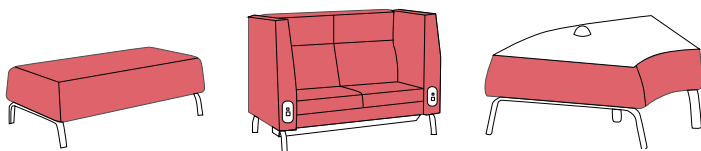
STEP 3 POWER PLATE

FLANNEL (F)



STEP 4 UPHOLSTERY

Paragon Furniture has partnered with Momentum Fabrics to offer a Grade-In Program. Color options can be viewed at www.themomgroup.com using their convenient 5Clicks system.



SEATING

A&D® READY™ Chair and Stool



STEP 1 PLASTIC SHELL

BLACK (B)	COOL GRAY (O)	WISDOM (Z)
GRAPHITE (M)	GREEN BEAN (Q)	COFFEE (D)
BLUESCAPE (U)	PURPLE (P)	GRAPLE (R)
TANG (S)	LELLO (Y)	GRASS GREEN (I)
FIRE TRUCK RED (A)	VANILLA BLUE (E)	MOD NAVY (C)
ORANGESICLE (X)		



READY™ CHAIR ON GLIDES

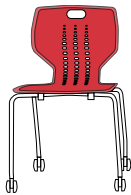


STEP 2 FRAME

*Black paint is a textured paint.

BLACK* (B)	TITANIUM (T)	WISDOM (Z)	COOL GRAY (O)	FLANNEL (F)
------------	--------------	------------	---------------	-------------

EMOJI™ Chair

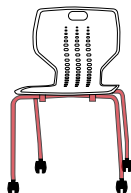


STEP 1 PLASTIC SHELL

BLACK (B)	COOL GRAY (O)	WISDOM (Z)
GRAPHITE (M)	GREEN BEAN (Q)	COFFEE (D)
BLUESCAPE (U)	PURPLE (P)	GRAPLE (R)
TANG (S)	LELLO (Y)	GRASS GREEN (I)
FIRE TRUCK RED (A)	VANILLA BLUE (E)	MOD NAVY (C)
ORANGESICLE (X)		



EMOJI™ CHAIR ON CASTERS



STEP 2 FRAME

BLACK* (B)	TITANIUM (T)	WISDOM (Z)	COOL GRAY (O)	FLANNEL (F)
------------	--------------	------------	---------------	-------------

SEATING



BLENDER® Seating Vibe Vinyl Grade 1

Select one fabric for BLENDER®, Blendaround and Miniblend. Select up to two fabrics for BLENDER® Wave.

GRAPEVINE (TVI-103)	ALCHEMY (TVI-001)	FLAX (TVI-011)	MERMAID (TVI-107)	ANCHOR (TVI-101)
SORBET (TVI-108)	CORNSILK (TVI-010)	IRISH LINEN (TVI-014)	BOMBAY BLUE (TVI-004)	CITYSCAPE (TVI-006)
INDIAN SUMMER(TVI-013)	KERNEL (TVI-105)	CLOVER (TVI-008)	BALLPOINT (TVI-002)	CORNERSTONE (TVI-102)
SUNSET (TVI-017)	HAMMOCK (TVI-104)	GRASSHOPPER (TVI-012)	COCOA (TVI-009)	YUKON (TVI-109)
CLEMENTINE (TVI-007)	MUSHROOM (TVI-015)	LIME (TVI-106)		

Paragon Furniture has partnered with Momentum Fabrics to offer a Grade-In Program. Color options can be viewed at www.themomgroup.com using their convenient 5Clicks system.

Café Booth Persuasion Vinyl Grade 1



BASE		SEATS/BACKS		
BLACK	+	ONYX (TPE-019)	CAFÉ (TPE-008)	BLUEBERRY (TPE-006)
		PUMPERNICKEL (TPE-021)	BADGER (TPE-101)	AUBERGINE (TPE-002)
		IRON (TPE-014)	CURRY (TPE-012)	BEET (TPE-004)
		OTTER (TPE-106)	BUTTERSCOTCH(TPE-007)	MATADOR (TPE-017)
		MINK (TPE-105)	MAIZE (TPE-016)	CHINA RED (TPE-010)
		CONCRETE (TPE-102)	SAND (TPE-022)	TIGERLILY (TPE-109)
		CHIFFON (TPE-009)	BISQUE (TPE-005)	LIMON (TPE-104)
				MERIDIAN (TPE-018)
				SKY DIVE (TPE-108)
				CORTEZ (TPE-103)
				JALEPEN0 (TPE-015)
				PEAPOD (TPE-107)
				CITRONELLA (TPE-011)



SHELVING

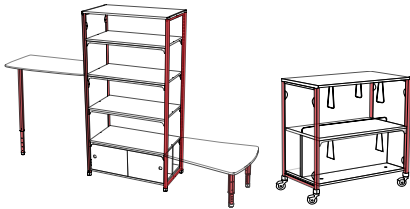
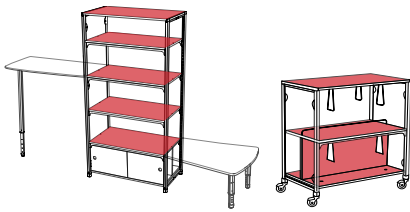
INFORMATION COMMONS™ Shelving



INFORMATION COMMONS™
SINGLE FACE SHELVING



INFORMATION COMMONS™
MOBILE SHELVING



STEP 1 SHELVES AND TOPS

Shelves and Top are finished in the same color.
Select one color from the palette below to represent both areas.

BLACK (900)	STUDIO TEAK (103)	FROST (918)	KENSINGTON MAPLE (963)
XANADU (110)	RIVER CHERRY (566)	FOLKSTONE (902)	

STEP 2 FRAME AND BOOK DIVIDERS

TITANIUM (T)

STEP 3 PLASTIC ACCENTS

BLACK (B)	COOL GRAY (Q)	WISDOM (Z)	FIRE TRUCK RED (A)
GRAPHITE (M)	GREEN BEAN (Q)	COFFEE (D)	ORANGESICLE (X)
BLUESCAPE (U)	PURPLE (P)	GRAPLE (R)	MOD NAVY (C)
TANG (S)	LELLO (Y)	GRASS GREEN (I)	VANILLA BLUE (E)



SHELVING

STEP 4 SIDE PANELS, DOORS AND SINGLE FACE BACK PANELS

Side Panels, Doors and Single Face Back Panels are finished in the same color.
Select one material and one color from the palette below to represent all areas.

HIGH PRESSURE LAMINATE

SEE HPL COLORS ON PG 3

TRANSLUCENT ACRYLIC

RED	LIGHT YELLOW	KELLY GREEN	DARK BLUE	VIOLET
ORANGE	LIME GREEN	TEAL	LIGHT BLUE	PINK
YELLOW GOLD	MOSS GREEN	FROST		

PERFORATED METAL (side & back panels only)

*Black and Graphite paints are a textured paint.

BLACK* (B)	COOL GRAY (O)	WISDOM (Z)	BLUESCAPE (U)	FIRE TRUCK RED (A)
GRAPLE (R)	COFFEE (D)	PURPLE (P)	GREEN BEAN (Q)	ORANGESICLE (X)
LELLO (Y)	VANILLA BLUE (E)	MOD NAVY (C)	TANG (S)	GRASS GREEN (I)
GRAPHITE* (M)	FLANNEL (F)			

STEP 5 LIBRARY BENCHES *

GRAPEVINE (TVI-103)	ALCHEMY (TVI-001)	FLAX (TVI-011)	MERMAID (TVI-107)	ANCHOR (TVI-101)
SORBET (TVI-108)	CORNSILK (TVI-010)	IRISH LINEN (TVI-014)	BOMBAY BLUE (TVI-004)	CITYSCAPE (TVI-006)
INDIAN SUMMER(TVI-013)	KERNEL (TVI-105)	CLOVER (TVI-008)	BALLPOINT (TVI-002)	CORNERSTONE (TVI-102)
SUNSET (TVI-017)	HAMMOCK (TVI-104)	GRASSHOPPER (TVI-012)	COCOA (TVI-009)	YUKON (TVI-109)
CLEMENTINE (TVI-007)	MUSHROOM (TVI-015)	LIME (TVI-106)		

*Paragon Furniture has partnered with Momentum Fabrics to offer a Grade-In Program. Color options can be viewed at www.themomgroup.com using their convenient 5Clicks system.


STEP 6 WORK SURFACE

SEE HPL COLORS ON PG 3

STEP 7 EDGE

BLACK (B)	COOL GRAY (O)	WISDOM (Z)	FIRE TRUCK RED (A)	TANG (S)
GRAPHITE (M)	GREEN BEAN (Q)	COFFEE (D)	ORANGESICLE (X)	LELLO (Y)
BLUESCAPE (U)	PURPLE (P)	GRAPLE (R)	MOD NAVY (C)	GRASS GREEN (I)
VANILLA BLUE (E)				

INFORMATION COMMONS™ Mobile Cart



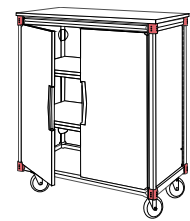
STEP 1 SHELVES, TOP AND DOORS

Shelves, Top and Doors are finished in the same color.
Select one color from the palette below to represent all areas.

BLACK (900)	STUDIO TEAK (103)
XANADU (110)	RIVER CHERRY (566)
FROST (918)	FOLKSTONE (902)
KENSINGTON MAPLE (963)	

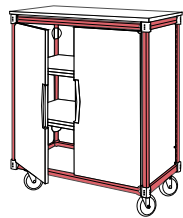


INFORMATION COMMONS™
MOBILE CART



STEP 2 ACCENTS

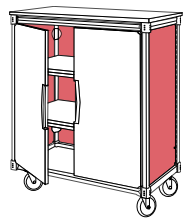
BLACK (B)	COOL GRAY (O)	WISDOM (Z)	FIRE TRUCK RED (A)	FLANNEL (F)
GRAPHITE (M)	GREEN BEAN (Q)	COFFEE (D)	ORANGESICLE (X)	TITANIUM (T)
BLUESCAPE (U)	PURPLE (P)	GRAPLE (R)	MOD NAVY (C)	
TANG (S)	LELLO (Y)	GRASS GREEN (I)	VANILLA BLUE (E)	



STEP 3 FRAME

*Black paint is a textured paint.

TITANIUM (T)	COOL GRAY (O)	WISDOM (Z)	BLACK* (B)	FLANNEL (F)
--------------	---------------	------------	------------	-------------



STEP 4 SIDE PANELS AND BACK PANELS

Side Panels and Back Panels are finished in the same color.
Select one material and one color from the palette below to represent all areas.

HIGH PRESSURE LAMINATE

SEE HPL COLORS ON PG 3

METAL MAGNETIC MARKER BOARD

MARKER BOARD (MB)

TRANSLUCENT ACRYLIC

RED	LIGHT YELLOW	KELLY GREEN	DARK BLUE	VIOLET
ORANGE	LIME GREEN	TEAL	LIGHT BLUE	PINK
YELLOW GOLD	MOSS GREEN	FROST		

PERFORATED METAL

*Black and Graphite paints are a textured paint.

BLACK* (B)	COOL GRAY (O)	WISDOM (Z)	BLUESCAPE (U)	FIRE TRUCK RED (A)
GRAPLE (R)	COFFEE (D)	PURPLE (P)	GREEN BEAN (Q)	ORANGESICLE (X)
LELLO (Y)	VANILLA BLUE (E)	MOD NAVY (C)	TANG (S)	GRASS GREEN (I)
FLANNEL (F)	GRAPHITE* (M)			

STORAGE

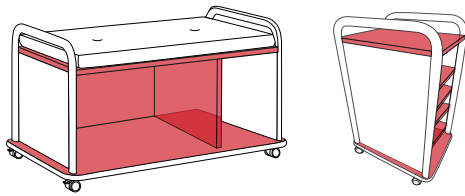
A&D® Crossfit Storage



A&D® CROSSFIT STORAGE BENCH



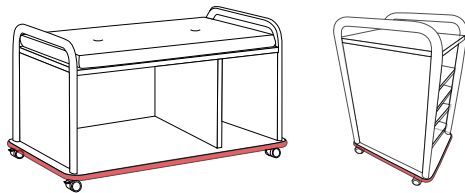
A&D® CROSSFIT STORAGE



STEP 1 TOP, BOTTOM, SHELVES AND BACK

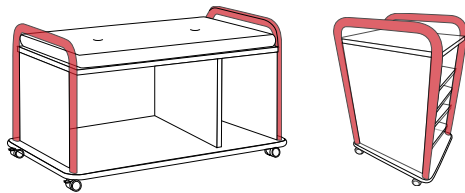
Top, Bottom, Shelves and Back are finished in the same color. Select one color from the pallet below to represent all areas.

BLACK (900)	STUDIO TEAK (103)	KENSINGTON MAPLE (963)	FROST (918)
XANADU (110)	RIVER CHERRY (566)	FOLKSTONE (902)	



STEP 2 BOTTOM EDGE

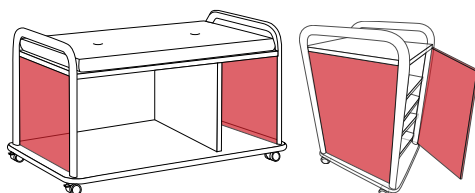
BLACK (B)	COOL GRAY (O)	WISDOM (Z)	FIRE TRUCK RED (A)
GRAPHITE (M)	GREEN BEAN (Q)	COFFEE (D)	ORANGESICLE (X)
BLUESCAPE (U)	PURPLE (P)	GRAPLE (R)	MOD NAVY (C)
TANG (S)	LELLO (Y)	GRASS GREEN (I)	VANILLA BLUE (E)



STEP 3 FRAME

*Black paint is a textured paint.

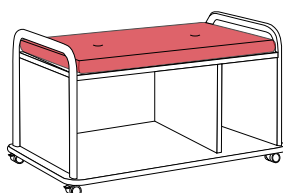
BLACK* (B)	FLANNEL (F)	TITANIUM (T)
COOL GRAY (O)	WISDOM (Z)	



STEP 4 SIDES AND DOORS

Sides and Doors are finished in the same color. Select one color from the palette below to represent all areas. *Black and Graphite paints are a textured paint.

BLACK* (B)	COOL GRAY (O)	WISDOM (Z)	FIRE TRUCK RED (A)
GRAPHITE* (M)	GREEN BEAN (Q)	COFFEE (D)	ORANGESICLE (X)
BLUESCAPE (U)	PURPLE (P)	GRAPLE (R)	MOD NAVY (C)
TANG (S)	LELLO (Y)	GRASS GREEN (I)	VANILLA BLUE (E)
FLANNEL (F)	TITANIUM (T)		



STEP 5 SEAT * Vibe Vinyl Grade 1

GRAPEVINE (TVI-103)	ALCHEMY (TVI-001)	FLAX (TVI-011)	MERMAID (TVI-107)
SORBET (TVI-108)	CORNSILK (TVI-010)	IRISH LINEN (TVI-014)	BOMBAY BLUE (TVI-004)
INDIAN SUMMER(TVI-013)	KERNEL (TVI-105)	CLOVER (TVI-008)	BALLPOINT (TVI-002)
SUNSET (TVI-017)	HAMMOCK (TVI-104)	GRASSHOPPER (TVI-012)	COCOA (TVI-009)
CLEMENTINE (TVI-007)	MUSHROOM (TVI-015)	LIME (TVI-106)	YUKON (TVI-109)
ANCHOR (TVI-101)	CITYSCAPE (TVI-006)	CORNERSTONE (TVI-102)	

*Paragon Furniture has partnered with Momentum Fabrics to offer a Grade-In Program. Color options can be viewed at www.themomgroup.com using their convenient 5Clicks system.


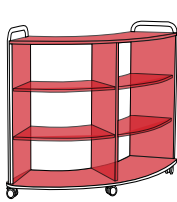
A&D® Crossfit Sweep and Dash



A&D® CROSSFIT SWEEP



A&D® CROSSFIT DASH



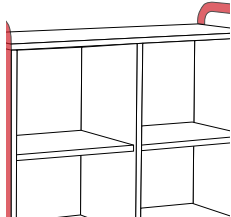
STEP 1 TOP, BOTTOM, SHELVES AND SIDES

FOLKSTONE (902)



STEP 2 BOTTOM EDGE


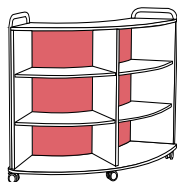
BLACK (B)	COOL GRAY (O)	WISDOM (Z)	FIRE TRUCK RED (A)
GRAPHITE (M)	GREEN BEAN (Q)	COFFEE (D)	ORANGESICLE (X)
BLUESCAPE (U)	PURPLE (P)	GRAPLE (R)	MOD NAVY (C)
TANG (S)	LELLO (Y)	GRASS GREEN (I)	VANILLA BLUE (E)



STEP 3 FRAME

*Black paint is a textured paint.

BLACK* (B)	FLANNEL (F)	TITANIUM (T)
COOL GRAY (O)	WISDOM (Z)	



STEP 4 BACK

BLACK (B)	COOL GRAY (O)	WISDOM (Z)	FIRE TRUCK RED (A)
GRAPHITE (M)	GREEN BEAN (Q)	COFFEE (D)	ORANGESICLE (X)
BLUESCAPE (U)	PURPLE (P)	GRAPLE (R)	MOD NAVY (C)
TANG (S)	LELLO (Y)	GRASS GREEN (I)	VANILLA BLUE (E)

STORAGE

File-IT Mobile Pedestal

STEP 1 FRAME



BLUESCAPE (U)



GREEN BEAN (Q)



ORANGESICLE (X)



FIRE TRUCK RED (A)



PURPLE (P)



GRAPLE (R)



MOD NAVY (C)



VANILLA BLUE (E)



GRASS GREEN (I)



LELLO (Y)



TANG (S)



FLANNEL (F)



BLACK (B)



WISDOM (Z)



TITANIUM (T)



COOL GRAY (O)



COFFEE (D)

MAKER™ INVENT™ Table



Interior shelves are always black.

STEP 1 WORK SURFACE

HIGH PRESSURE LAMINATE/COMPACT-PHENOLIC LAMINATE/
CHEMICAL RESISTANT

SEE HPL COLORS ON PG 3

BUTCHER BLOCK

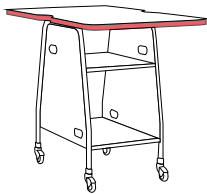
MAPLE



MAKER™ INVENT™ TABLE

STEP 2 EDGE

BLACK (B)	COFFEE (D)	BLUESCAPE (U)	FIRE TRUCK RED (A)
GRAPHITE (M)	WISDOM (Z)	MOD NAVY (C)	TANG (S)
COOL GRAY (O)	PURPLE (P)	GREEN BEAN (Q)	ORANGESICLE (X)
GRAPLE (R)	VANILLA BLUE (E)	GRASS GREEN (I)	LELLO (Y)



STEP 3 FRAME

*Black paint is a textured paint.

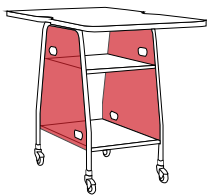
BLACK* (B)	FLANNEL (F)	TITANIUM (T)
COOL GRAY (O)	WISDOM (Z)	



STEP 4 ACCENT PAINT

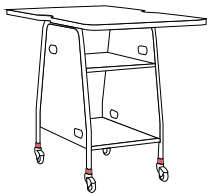
*Black and Graphite paints are textured paints.

BLACK* (B)	COFFEE (D)	BLUESCAPE (U)	FIRE TRUCK RED (A)
GRAPHITE* (M)	WISDOM (Z)	MOD NAVY (C)	TANG (S)
COOL GRAY (O)	PURPLE (P)	GREEN BEAN (Q)	ORANGESICLE (X)
GRAPLE (R)	VANILLA BLUE (E)	GRASS GREEN (I)	LELLO (Y)
TITANIUM (T)	FLANNEL (F)		



STEP 5 PLASTIC ACCENTS

BLACK (B)	COFFEE (D)	BLUESCAPE (U)	FIRE TRUCK RED (A)
GRAPHITE (M)	WISDOM (Z)	MOD NAVY (C)	TANG (S)
COOL GRAY (O)	PURPLE (P)	GREEN BEAN (Q)	ORANGESICLE (X)
GRAPLE (R)	VANILLA BLUE (E)	GRASS GREEN (I)	LELLO (Y)





Training Tables



CTT



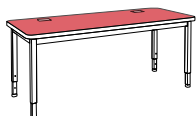
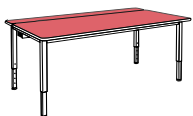
FTT



SCT

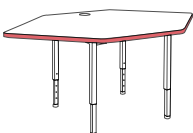
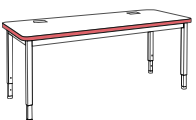
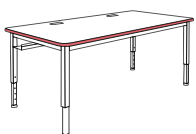


CTCU



STEP 1 WORK SURFACE

SEE HPL COLORS ON PG 3



STEP 2 EDGES

BLACK (B)

COOL GRAY (O)

COFFEE (D)

MOD NAVY (C)

GRAPHITE (M)

GREEN BEAN (Q)

GRAPLE (R)

VANILLA BLUE (E)

BLUESCAPE (U)

PURPLE (P)

GRASS GREEN (I)

FIRE TRUCK RED (R)

TANG (S)

LELLO (Y)

ORANGESICLE (X)

WISDOM (Z)

STEP 3 FRAME

*Black paint is a textured paint.

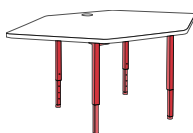
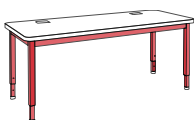
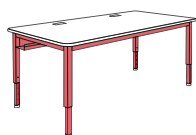
BLACK* (B)

FLANNEL (F)

TITANIUM (T)

COOL GRAY (O)

WISDOM (Z)



TABLES

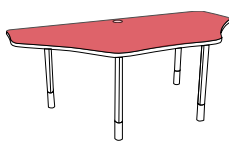
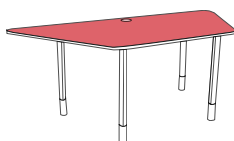
Multi-User Tables



1000



1400



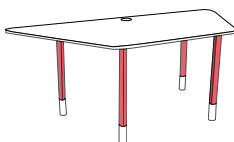
STEP 1 WORK SURFACE

SEE HPL COLORS ON PG 3



STEP 2 EDGE

BLACK (B)



STEP 3 FRAME

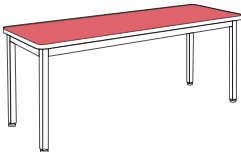
*Black paint is a textured paint.

BLACK* (B)



TABLES

Science Tables



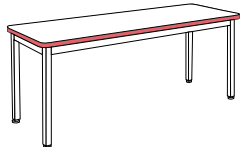
STEP 1 WORK SURFACE

HIGH PRESSURE LAMINATE/
COMPACT-LAMINATE/
CHEMICAL RESISTANT

SEE HPL COLORS ON PG 3

EPOXY

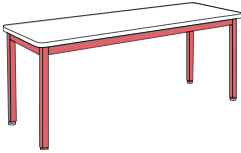
BLACK



STEP 2 EDGE

Compact-Phenolic Laminate and Epoxy work surfaces do not require an edge to be specified.

BLACK (B)	COOL GRAY (O)	WISDOM (Z)	FIRE TRUCK RED (R)
GRAPHITE (M)	GREEN BEAN (Q)	COFFEE (D)	ORANGESICLE (X)
BLUESCAPE (U)	PURPLE (P)	GRAPLE (R)	MOD NAVY (C)
TANG (S)	LELLO (Y)	GRASS GREEN (I)	VANILLA BLUE (E)



STEP 3 FRAME (Metal Base only)

*Black paint is a textured paint.

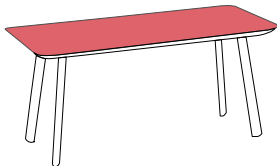
BLACK* (B)	FLANNEL (F)	TITANIUM (T)
COOL GRAY (O)	WISDOM (Z)	



MOTIV® Occasional Table

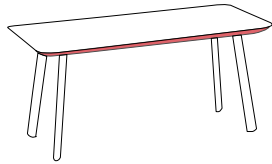


MOTIV® OCCASIONAL TABLE



STEP 1 WORK SURFACE

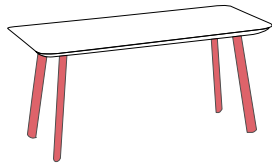
BLACK (900)	STUDIO TEAK (103)	FROST (918)	KENSINGTON MAPLE (963)
XANADU (110)	RIVER CHERRY (566)	FOLKSTONE (902)	



STEP 2 EDGE

For tables specified with a knife edge, do not specify an edge color.

BLACK (B)	COFFEE (D)	BLUESCAPE (U)	FIRE TRUCK RED (A)
GRAPHITE (M)	PURPLE (P)	VANILLA BLUE (E)	TANG (S)
COOL GRAY (O)	GRAPLE (R)	GREEN BEAN (Q)	ORANGESICLE (X)
WISDOM (Z)	MOD NAVY (C)	GRASS GREEN (I)	LELLO (Y)



STEP 3 FRAME

*Black paint is a textured paint.

BLACK* (B)	FLANNEL (F)	TITANIUM (T)
COOL GRAY (O)	WISDOM (Z)	





PARAGON™
F U R N I T U R E

2224 East Randol Mill Road,
Arlington, Texas 76011

Toll Free Phone: (800) 451-8546
Phone: (817) 633-3242
Toll Free Fax: (888) 824-6494
Fax: (817) 633-2733

paragoninc.com