



## STANDING DESK WORKSTATION

The Paragon Standing Desk is a sturdy, standing-height workstation designed for classrooms, maker spaces, libraries & other learning spaces. Paired with an Emoji or Ready Adjustable Stool, this is the ideal sit-to-stand solution for education environments.

## HOW TO SPECIFY

Paragon Standing Desks are designed & manufactured specifically for education environments. They are flexible, functional, durable & look great, too!

## FEATURES

### ○ SURFACE / EDGE

1-1/4" High Pressure Laminate surface with machine applied durable edge band.

### ○ COLOR OPTIONS

Multiple frame paint options with your choice of standard laminate colors for top surface.

### ○ FRAME

Fixed-height, double-post steel legs for increased stability with reinforced steel top support.

### ○ OPTIONS

Laptop Shelf / Book Rack can be added as an optional accessory.

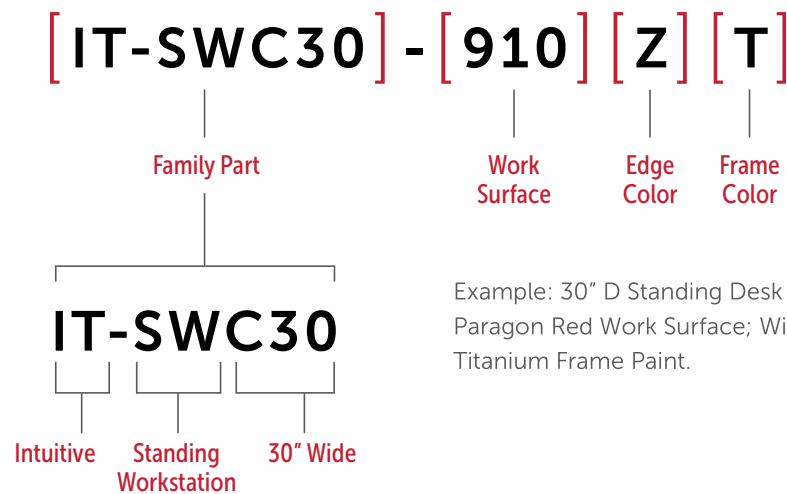
### ○ CABLE MANAGEMENT

Work surface features a cut out in the back that enables cables to travel down a chase that is integrated into the modesty panel.



## CONFIGURING A MODEL NUMBER

Choose your family part. Refer to the price list for a list of Standing Desk Workstation table models. In this example, we used part **IT-SWC30-910ZT**. The structure of this new part number can be broken up with parenthesis like this:



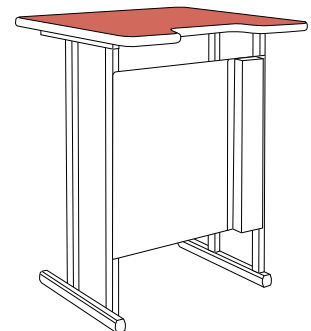
Example: 30" D Standing Desk Workstation;  
Paragon Red Work Surface; Wisdom Edge;  
Titanium Frame Paint.

## COLOR & FINISH OPTIONS

















### STEP 1 WORK SURFACE

Use the number next to the laminate name as the key code for **STEP 1**

[ FAMILY PART ] - [ WORK SURFACE ]





#### SOLID LAMINATE

 PARAGON RED (910)	 EARTH (185)	 FROST (918)	 CITADEL (303)
 MARS (743)	 STORM (770)	 NEUTRAL WHITE (123)	 NORTH SEA GRAY (535)
 CLEMENTINE (852)	 BLACK (900)	 FASHION GRAY (366)	 PLUM (736)
 ISLAND (229)	 COWBOY BLUE (976)	 FOLKSTONE (902)	 ORANGE GROVE (233)

## WHITEBOARD LAMINATE




## WOOD GRAIN LAMINATE



## PATTERN LAMINATE



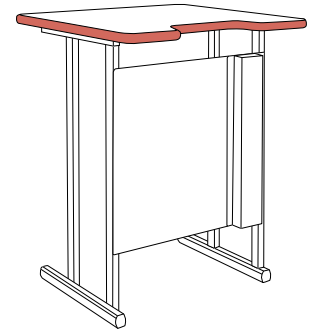
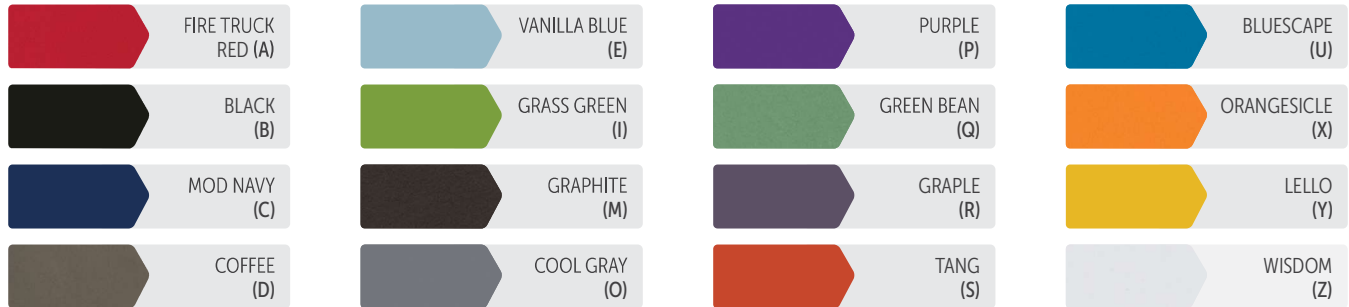
## NEW COLORS



## STEP 2 EDGE

Use the letter next to the color name as the key code for **STEP 2**

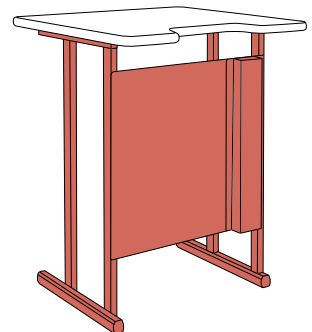
[ FAMILY ] - [ WORK ] [ EDGE ]  
[ PART ] [ SURFACE ] [ COLOR ]



## STEP 3 FRAME

Use the letter next to the color name as the key code for **STEP 3**

[ FAMILY ] - [ WORK ] [ EDGE ] [ FRAME ]  
[ PART ] [ SURFACE ] [ COLOR ] [ COLOR ]



## MODEL NUMBERS & PRODUCT SPECS

### STANDING DESK WORKSTATION

Model #	Width (in)	Depth (in)	Overall Height (in)	Weight (lbs)	Freight Class (Qty 1)
IT-SWC30	30	30	39	85	85
IT-SWC42	42	30	39	90	85

