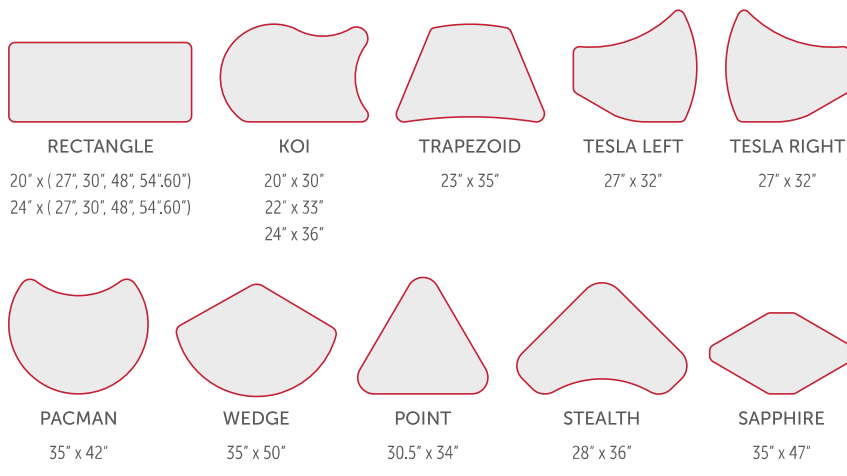




A&D® ADJUSTABLE HEIGHT STUDENT DESK

Available in 10 different top shapes & multiple sizes, the A&D Adjustable Height Student Desk provides ideal solutions for flexible classroom configurations.



HOW TO SPECIFY

FRAME

Set of single-post flattened-oval Paratube™ 16-gauge steel adjustable legs. Legs adjust using patented polypropylene 8-point bezel insert system & reinforced set screw for ease of adjustment & increased stability. 11 gauge steel leg plate with 16 gauge steel gusset is attached to surface with (8) each per leg 10-32 diameter-thread pitch x ¾" long machine screw with captured flat washer & split ring lock washer.

SURFACE/EDGE

1 ½" High Density Fiberboard core with High Pressure Laminate finish & machine applied edge-banding. Underneath surface has weather-resistant phenolic resin paper seal & 6 threaded metal inserts per leg (24 total) for added durability.

GLIDES/CASTERS

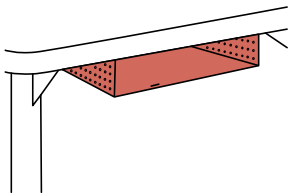
Threaded-steel extended post, steel outer housing, nylon-base, adjustable stability glides standard. Caster options include MOVE-IT, A&D MOVE-IT, & A&D DUALIE. All casters have locking option for stability or mobility as needed.

CERTIFICATIONS

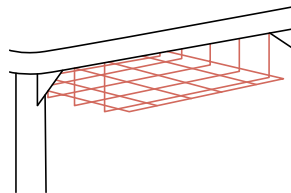
- ANSI/BIFMA X5.5 Safety & performance standards for desk products.
- MAS certified green.
- LEED for Schools CHPS EQ 2.3. 5 Credit.

STORAGE OPTIONS

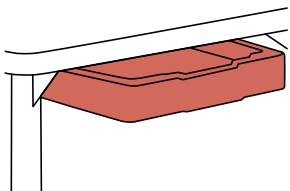
A&D® BOOKBOX



A&D® WIRE BOOKBOX

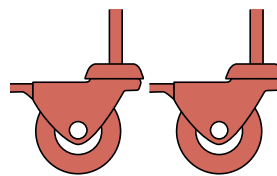


RAILS & TOTES



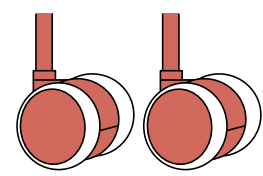
CASTER OPTIONS

A&D® MOVE-IT



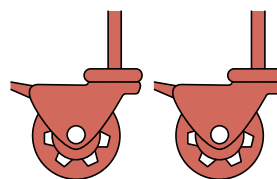
Adds 2" to overall height

A&D® DUALIE



Adds 1.5" to overall height

MOVE-IT



Adds 3" to overall height

STUDENT DESK CONFIGURATIONS

KOI



TRAPEZOID



TESLA



STEALTH




 PACMAN



 WEDGE



 POINT

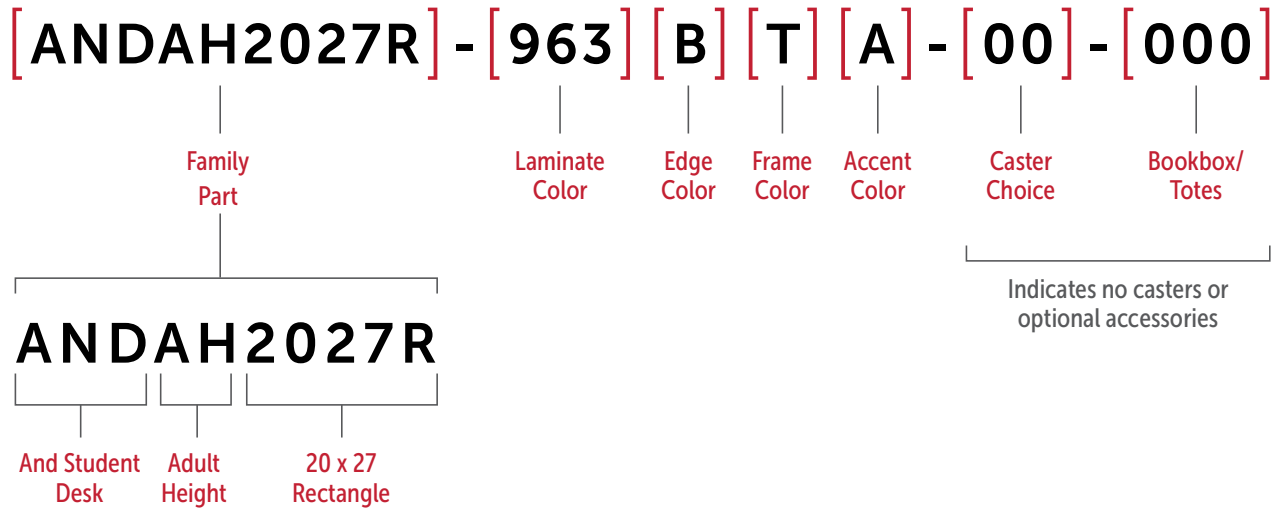


 SAPPHIRE



CONFIGURING A MODEL NUMBER

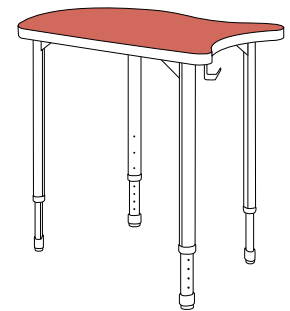
Paragon is transitioning to a new system of part numbering for some of our products. Among these products are the & Student Desks. We will briefly explain this new part numbering system by breaking down the following new part number **8AH2027R-963BTA-00-000**. The structure of this new part number can be broken up with parenthesis like this:



COLOR & FINISH OPTIONS

















STEP 1 LAMINATE

Use the number next to the laminate name as the key code for **STEP 1**



[**FAMILY PART**] - [**WORK SURFACE**]



SOLID LAMINATE

 PARAGON RED (910)	 EARTH (185)	 FROST (918)	 CITADEL (303)
 MARS (743)	 STORM (770)	 NEUTRAL WHITE (123)	 NORTH SEA GRAY (535)
 CLEMENTINE (852)	 BLACK (900)	 FASHION GRAY (366)	 PLUM (736)
 ISLAND (229)	 COWBOY BLUE (976)	 FOLKSTONE (902)	 ORANGE GROVE (233)

WHITEBOARD LAMINATE




WOOD GRAIN LAMINATE



PATTERN LAMINATE



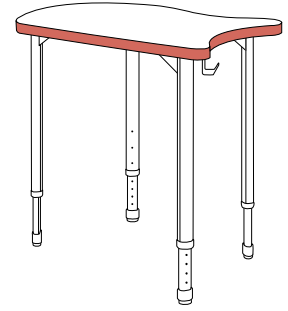
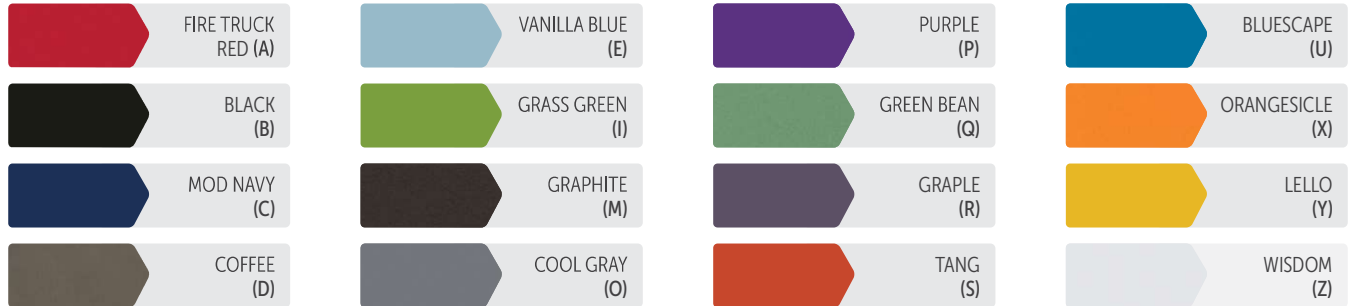
NEW COLORS



STEP 2 EDGE

Use the letter next to the color name as the key code for **STEP 2**

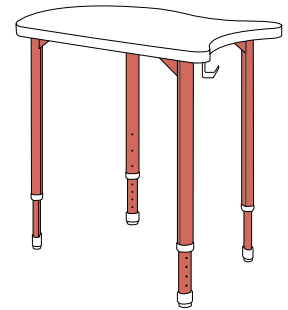
[FAMILY] - [WORK] [EDGE]
[PART] - [SURFACE] [COLOR]



STEP 3 FRAME

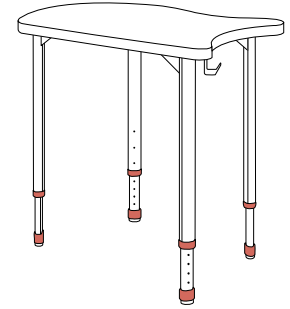
Use the letter next to the color name as the key code for **STEP 3**

[FAMILY] - [WORK] [EDGE] [FRAME]
[PART] - [SURFACE] [COLOR] [COLOR]

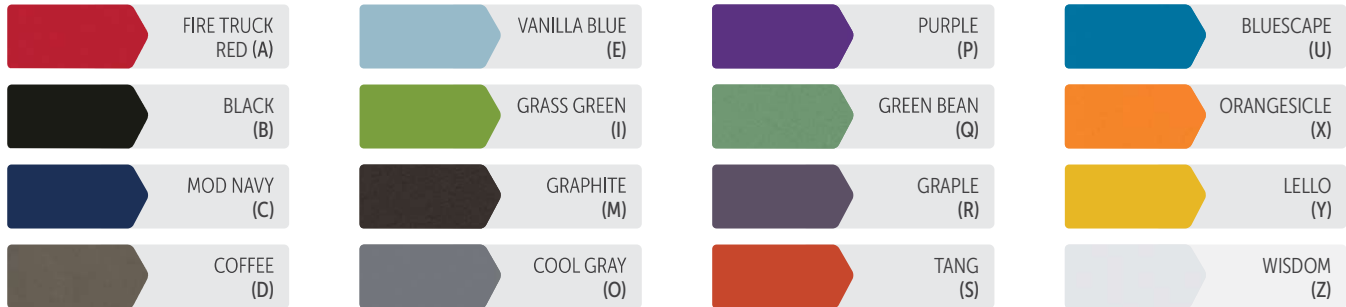


STEP 4 PLASTIC ACCENTS

Use the letter next to the color name as the key code for **STEP 4**



[FAMILY PART] - [WORK SURFACE] [EDGE COLOR] [FRAME COLOR] [PLASTIC ACCENT]

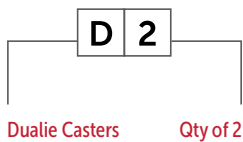


STEP 5 CASTER CHOICE (OPTIONAL)

Choose your caster type. Refer to the Caster Type key to locate the key code for your desired caster & quantity.

[FAMILY PART] - [WORK SURFACE] [EDGE COLOR] [FRAME COLOR] [PLASTIC ACCENT] - [CASTER CHOICE]

Caster Type Key: The key codes for the caster choices consist of two characters. The first character indicates the type of caster while the second character indicates the number of casters desired.



Caster Type Key

Caster	Key Code
AND-DUALIEX2	-D2
AND-DUALIEX3	-D3
AND-DUALIEX4	-D4
AND-MOVE-ITX2	-A2
AND-MOVE-ITX3	-A3
AND-MOVE-ITX4	-A4
MOVE-ITX2	-M2
MOVE-ITX3	-M3
MOVE-ITX4	-M4
NO CASTERS	-00

STEP 6 BOOKBOX / TOTE KEY

(OPTIONAL)

Choose your Bookbox or Totes. Refer to the Bookbox/Tote key to locate the key code for your desired bookbox type & color. In this example, we selected "no Bookbox or Totes" (key code 000).

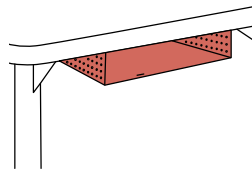
[FAMILY PART] - [WORK SURFACE] [EDGE COLOR] [FRAME COLOR] [PLASTIC ACCENT] - [CASTER CHOICE] - [BOOKBOX / TOTES]

Metal Color Key: Single letters that are used to describe the color of metal items that are painted in house.

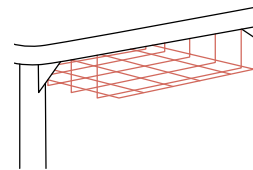
Bookbox/Tote Key

Metal Code	4" Metal Key Code	4" Wire Key Code
Fire Truck Red	-M4A	-W4A
Black	-M4B	-W4B
Mod Navy	-M4C	-W4C
Coffee	-M4D	-W4D
Vanilla Blue	-M4E	-W4E
Flannel	-M4F	-W4F
Grass Green	-M4I	-W4I
Graphite	-M4M	-W4M
Cool Gray	-M4O	-W4O
Purple	-M4P	-W4P
Green Bean	-M4Q	-W4Q
Graple	-M4R	-W4R
Tang	-M4S	-W4S
Titanium	-M4T	-W4T
Bluescape	-M4U	-W4U
Orangesicle	-M4X	-W4X
Lello	-M4Y	-W4Y
Wisdom	-M4Z	-W4Z

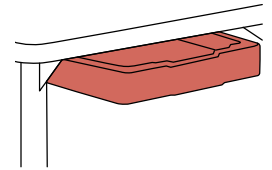
A&D® BOOKBOX



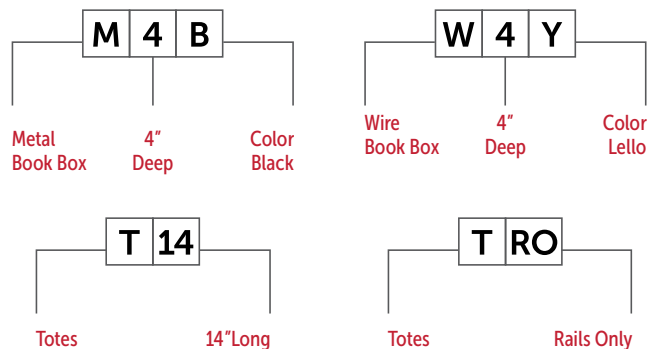
A&D® WIRE BOOKBOX



RAILS & TOTES



Bookbox/Tote Key: We offer two types of bookboxes that can be painted in any of our standard paint colors (see Metal Color Key). These bookboxes can either be Metal bookboxes or Wire bookboxes. Clear totes can be selected instead of bookboxes if so desired. They are available in 14" or 17" lengths.



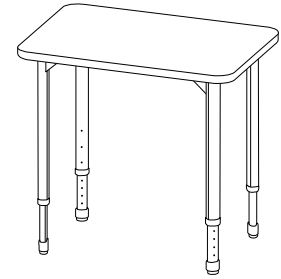
Totes Choices

Rails Only	14" Totes	17" Totes	No Bookboxes or Totes
-TRO	-T14	-T17	-000

MODEL NUMBERS & PRODUCT SPECS

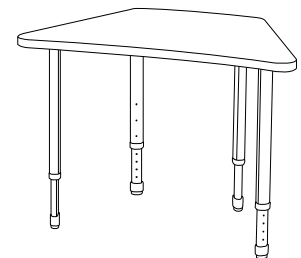
A&D® RECTANGLE SURFACE ADJUSTABLE HEIGHT STUDENT DESK

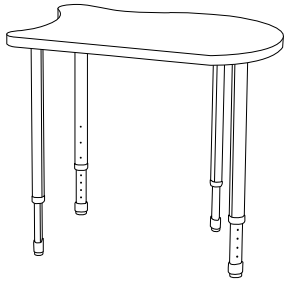
Model #	Width (in)	Depth (in)	Height (in)	Weight (lbs)	Dist. Between Legs (in)	Freight Class (Qty 1)
ANDAH2027R	27	20	24 - 34	35	20.5	85
ANDEH2027R	27	20	16 - 24	35	20.5	85
ANDGH2027R	27	20	24 - 38	35	20.5	85
ANDAH2427R	27	24	24 - 34	39	20.5	85
ANDEH2427R	27	24	16 - 24	39	20.5	85
ANDGH2427R	27	24	24 - 38	39	20.5	85
ANDAH2030R	30	20	24 - 34	37	22	85
ANDEH2030R	30	20	16 - 24	37	22	85
ANDGH2030R	30	20	24 - 38	37	22	85
ANDAH2430R	30	24	24 - 34	41	22	85
ANDEH2430R	30	24	16 - 24	41	22	85
ANDGH2430R	30	24	24 - 38	41	22	85
ANDAH2048R	48	20	24 - 34	50	39.5	85
ANDEH2048R	48	20	24 - 34	50	39.5	85
ANDGH2048R	48	20	24 - 38	50	39.5	85
ANDAH2448R	48	24	24 - 34	56	39.5	85
ANDEH2448R	48	24	16 - 24	56	39.5	85
ANDGH2448R	48	24	24 - 38	56	39.5	85
ANDAH2054R	54	20	16 - 24	54	45.5	85
ANDEH2054R	54	20	16 - 24	54	45.5	85
ANDGH2054R	54	20	24 - 38	54	45.5	85
ANDAH2454R	54	24	24 - 34	61	45.5	85
ANDEH2454R	54	24	24 - 34	61	45.5	85
ANDGH2454R	54	24	24 - 38	61	45.5	85
ANDAH2060R	60	20	24 - 34	58	51.5	85
ANDEH2060R	60	20	16 - 24	58	51.5	85
ANDGH2060R	60	20	24 - 38	58	51.5	85
ANDAH2460R	60	24	24 - 34	66	51.5	85
ANDEH2460R	60	24	16 - 24	66	51.5	85
ANDGH2460R	60	24	24 - 38	66	51.5	85



A&D® TRAPEZOID ADJUSTABLE HEIGHT STUDENT DESK

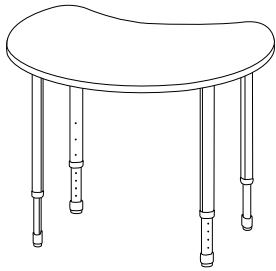
Model #	Width (in)	Depth (in)	Height (in)	Weight (lbs)	Dist. Between Legs (in)	Freight Class (Qty 1)
ANDAHTRAP	35	23	24 - 34	43	27	85
ANDEHTRAP	35	23	16 - 24	43	27	85
ANDGHTRAP	35	23	24 - 38	43	27	85





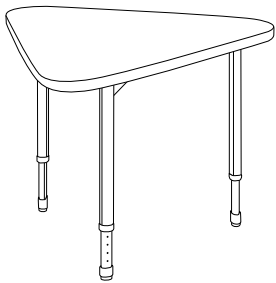
A&D® KOI ADJUSTABLE HEIGHT STUDENT DESK

Model #	Width (in)	Depth (in)	Height (in)	Weight (lbs)	Dist. Between Legs (in)	Freight Class (Qty 1)
ANDAH2030K	30	20	24 - 34	37	21.5	85
ANDEH2030K	30	20	16 - 24	37	21.5	85
ANDGH2030K	30	20	24 - 38	37	21.5	85
ANDAH2233K	33	22	24 - 34	41.5	22.5	85
ANDEH2233K	33	22	16 - 24	41.5	22.5	85
ANDGH2233K	33	22	24 - 38	41.5	22.5	85
ANDAH2436K	36	24	24 - 34	46	25.5	85
ANDEH2436K	36	24	16 - 24	46	25.5	85
ANDGH2436K	36	24	24 - 38	46	25.5	85



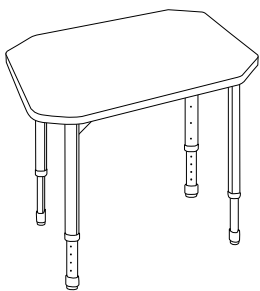
A&D® PACMAN ADJUSTABLE HEIGHT STUDENT DESK

Model #	Width (in)	Depth (in)	Height (in)	Weight (lbs)	Dist. Between Legs (in)	Freight Class (Qty 1)
ANDAH PAC	42	35	24 - 34	67.5	27	85
ANDEH PAC	42	35	16 - 24	67.5	27	85
ANDGH PAC	42	35	24 - 38	67.5	27	85



A&D® POINT ADJUSTABLE HEIGHT STUDENT DESK

Model #	Width (in)	Depth (in)	Height (in)	Weight (lbs)	Dist. Between Legs (in)	Freight Class (Qty 1)
ANDAH POINT	34	30.5	24 - 34	46.5	24.5	85
ANDEH POINT	34	30.5	16 - 24	46.5	24.5	85
ANDGH POINT	34	30.5	24 - 38	46.5	24.5	85

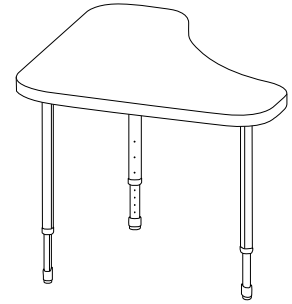


A&D® SAPPHIRE ADJUSTABLE HEIGHT STUDENT DESK

Model #	Width (in)	Depth (in)	Height (in)	Weight (lbs)	Dist. Between Legs (in)	Freight Class (Qty 1)
ANDAH SAPP	47	35	24 - 34	71	21	85
ANDEH SAPP	47	35	16 - 24	71	21	85
ANDGH SAPP	47	35	24 - 38	71	21	85

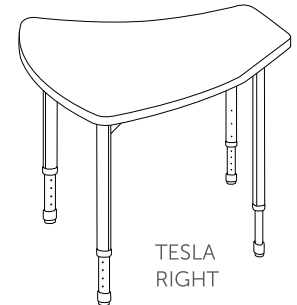
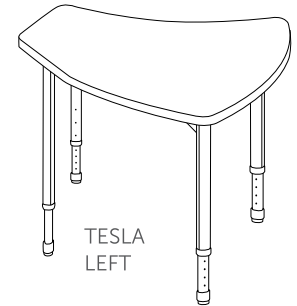
A&D® STEALTH ADJUSTABLE HEIGHT STUDENT DESK

Model #	Width (in)	Depth (in)	Height (in)	Weight (lbs)	Dist. Between Legs (in)	Freight Class (Qty 1)
ANDAHSTEAL	36	28	24 - 34	38.5	25.5	85
ANDEHSTEAL	36	28	16 - 24	38.5	25.5	85
ANDGHSTEAL	36	28	24 - 38	38.5	25.5	85



A&D® TESLA ADJUSTABLE HEIGHT STUDENT DESK

Model #	Width (in)	Depth (in)	Height (in)	Weight (lbs)	Dist. Between Legs (in)	Freight Class (Qty 1)
ANDAHTESLAL	32	27	24 - 34	45.5	22	85
ANDEHTESLAL	32	27	16 - 24	45.5	22	85
ANDGHTESLAL	32	27	24 - 38	45.5	22	85
ANDAHTESLAR	32	27	24 - 34	45.5	22	85
ANDEHTESLAR	32	27	16 - 24	45.5	22	85
ANDGHTESLAR	32	27	24 - 38	45.5	22	85



L = Left, R= Right at the end of the model #

A&D® WEDGE ADJUSTABLE HEIGHT STUDENT DESK

Model #	Width (in)	Depth (in)	Height (in)	Weight (lbs)	Dist. Between Legs (in)	Freight Class (Qty 1)
ANDAHWEDGE	50	35	24 - 34	77	27	85
ANDEHWEDGE	50	35	16 - 24	77	27	85
ANDGHWEDGE	50	35	24 - 38	77	27	85



MODEL #	BETWEEN LEGS	AND-BOOKBOX4	AND-WIRE-BOOKBOX4 (W4)	AND-RAILS (TRO)	AND-TOTE-RAILS17 (T17)	AND-TOTE-RAILS14 (T14)	AND-MOVE-ITX2 (A2)	AND-MOVE-ITX3 (A3)	AND-MOVE-ITX4 (A4)	AND-DUALIEX2 (D2)	AND-DUALIEX3 (D3)	AND-DUALIEX4 (D4)	MOVE-ITX2 (M2)	MOVE-ITX3 (M3)	MOVE-ITX4 (M4)
		(M4)													
ANDAH2027R ANDEH2027R ANDGH2027R	20.5	X	X	X		X	X		X	X		X	X		X
ANDAH2427R ANDEH2427R ANDGH2427R	20.5	X	X	X	X	X	X		X	X		X	X		X
ANDAH2030R ANDEH2030R ANDGH2030R	22	X	X	X	X	X	X		X	X		X	X		X
ANDAH2430R ANDEH2430R ANDGH2430R	22	X	X	X	X	X	X		X	X		X	X		X
ANDAH2048R ANDEH2048R ANDGH2048R	39.5						X		X	X		X	X		X
ANDAH2448R ANDEH2448R ANDGH2448R	39.5	X	X	X	X	X	X		X	X		X	X		X
ANDAH2054R ANDEH2054R ANDGH2054R	45.5					X	X		X	X		X	X		X
ANDAH2454R ANDEH2454R ANDGH2454R	45.5	X	X	X	X	X	X		X	X		X	X		X
ANDAH2060R ANDEH2060R ANDGH2060R	51.5					X	X		X	X		X	X		X
ANDAH2460R ANDEH2460R ANDGH2460R	51.5	X	X	X	X	X	X		X	X		X	X		X
ANDAH2030K ANDEH2030K ANDGH2030K	21.5	X				X	X		X	X		X	X		X
ANDAH2233K ANDEH2233K ANDGH2233K	22.5	X	X	X		X	X		X	X		X	X		X
ANDAH2436K ANDEH2436K ANDGH2436K	25.5	X	X	X	X	X	X		X	X		X	X		X
ANDAH PAC ANDEHPAC ANDGHPAC	17	X	X	X	X	X	X		X	X		X	X		X
ANDAHPOINT ANDEHPOINT ANDGHPOINT	24.5	X	X	X	X	X		X			X			X	
ANDAH SAPP ANDEHSAPP ANDGHSAPP	21	X	X	X	X	X	X		X	X		X	X		X
ANDAHSTEAL ANDEHSTEAL ANDGHSTEAL	25.5	X						X			X			X	
ANDAH TESLAL ANDEHTESLAL ANDGHTESLAL	22	X	X	X		X	X		X	X		X	X		X
ANDAH TESLAR ANDEHTESLAR ANDGHTESLAR	22	X	X	X		X	X		X	X		X	X		X
ANDAH TRAP ANDEHTRAP ANDGHTRAP	27	X					X		X	X		X	X		X
ANDAH WEDGE ANDEHWEDGE ANDGHWEDGE	27	X	X	X		X	X		X	X		X	X		X