



A&D CROSSFIT TEACHER LECTERN & DESK

The A&D® Crossfit Teacher Lectern offered with a right or left desk & an optional tablet tilt kickstand is perfect any where in the room. This desk features mobility, a locking door & adjustable shelves in the lectern with a right or left attached desk. The optional kickstand easily adjusts from a lectern to a projector stand.

THE DIFFERENCE

There's an innate difference when you specify Paragon Furniture. We're dedicated to designing safe & eco-friendly furniture that lasts. Our products are tested to meet & exceed ANSI/BIFMA certifications, we are committed to complying with MAS certified green criteria & our products are assembled in the U.S.A.

FEATURES

○ SURFACE/EDGE

3/4" HPL with machine applied durable.

○ FRAME

Sides are 3/4" thermally fused melamine with 3mm PVC edgeband. Desk modesty panel as well as the front & back of the lectern are made from 16 gauge perforated metal for a lighter weight & cohesive design in the A&D® line. The legs of the desk are our flattened oval adjustable single-post leg.

○ CASTERS

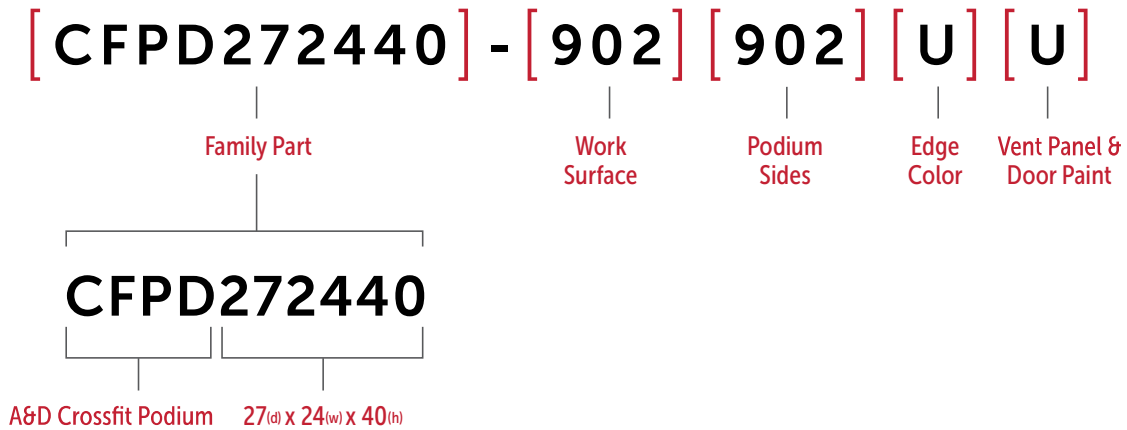
Dualie casters are standard.



CONFIGURING A MODEL NUMBER

CONFIGURE TEACHER PODIUM

Choose your family part. Refer to the price list for a list of A&D® Crossfit Teacher Lectern models. In this example, we used part **CFPD272440-902902UU**. The structure of this new part number can be broken up with parenthesis like this:




COLOR & FINISH OPTIONS

TEACHER PODIUM

















STEP 1 WORK SURFACE

Use the number next to the laminate name as the key code for **STEP 1**

[FAMILY PART] - [WORK SURFACE]






SOLID LAMINATE

 PARAGON RED (910)	 EARTH (185)	 FROST (918)	 CITADEL (303)
 MARS (743)	 STORM (770)	 NEUTRAL WHITE (123)	 NORTH SEA GRAY (535)
 CLEMENTINE (852)	 BLACK (900)	 FASHION GRAY (366)	 PLUM (736)
 ISLAND (229)	 COWBOY BLUE (976)	 FOLKSTONE (902)	 ORANGE GROVE (233)


WHITEBOARD LAMINATE




WOOD GRAIN LAMINATE



PATTERN LAMINATE

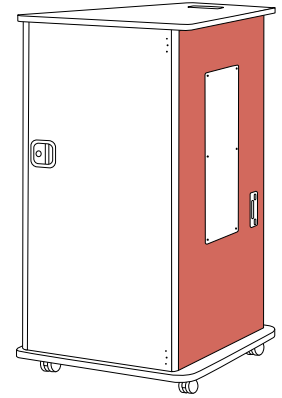


NEW COLORS




STEP 2 PODIUM SIDES

Use the letter next to the color name as the key code for **STEP 2**

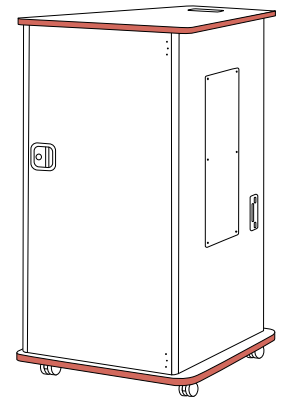


[FAMILY] - [WORK SURFACE] [PODIUM COLOR]


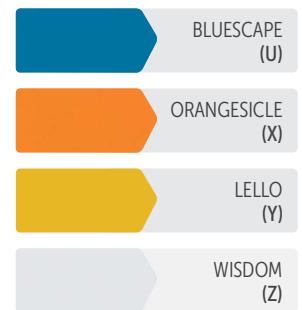



STEP 3 EDGE

Use the letter next to the color name as the key code for **STEP 3**

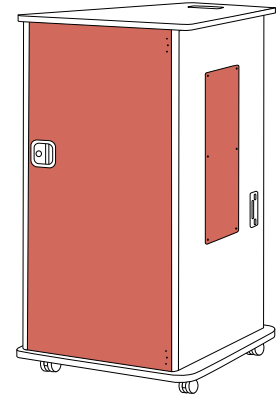


[FAMILY] - [WORK SURFACE] [PODIUM SIDES] [EDGE COLOR]



STEP 4 VENT PANEL & DOOR

Use the letter next to the color name as the key code for **STEP 4**



[FAMILY] - [WORK] [PODIUM] [EDGE] [VENT PANEL &]
[PART] - [SURFACE] [SIDES] [COLOR] [DOOR COLOR]

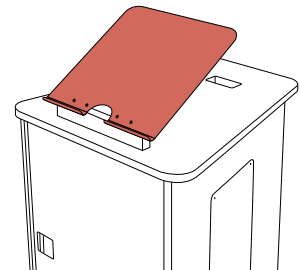


Vent Panel & Door are finished in the same color. Select one color from the palette above to represent those 2 items.


Select one color from the palette below to finish kick Stand. Black & Graphite paints are a textured paints.

STEP 5 KICKSTAND (OPTIONAL)

Use the letter next to the color name as the key code for **STEP 5**



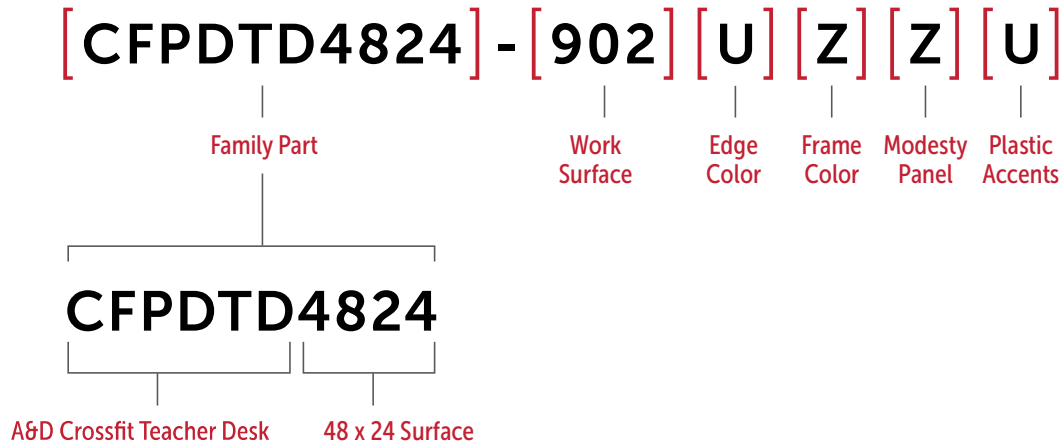
[FAMILY] - [WORK] [PODIUM] [EDGE] [VENT PANEL &] [KICKSTAND]
[PART] - [SURFACE] [SIDES] [COLOR] [DOOR COLOR]



CONFIGURING A MODEL NUMBER

CONFIGURE TEACHER DESK

Choose your family part. Refer to the price list for a list of A&D Crossfit Teacher Lectern & Desk models. In this example, we used part **CFPDTD4824-902UZZU**. The structure of this new part number can be broken up with parenthesis like this:

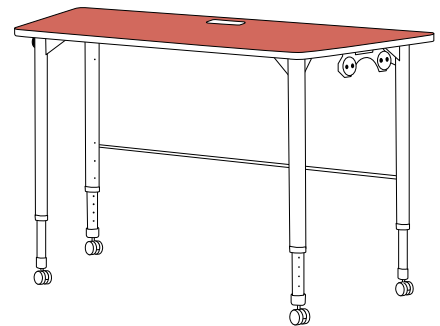


COLOR & FINISH OPTIONS

TEACHER DESK

STEP 1 WORK SURFACE

Use the number next to the laminate name as the key code for **STEP 1**



[FAMILY PART] - [WORK SURFACE]




SOLID LAMINATE

PARAGON RED (910)	EARTH (185)	FROST (918)	CITADEL (303)
MARS (743)	STORM (770)	NEUTRAL WHITE (123)	NORTH SEA GRAY (535)
CLEMENTINE (852)	BLACK (900)	FASHION GRAY (366)	PLUM (736)
ISLAND (229)	COWBOY BLUE (976)	FOLKSTONE (902)	ORANGE GROVE (233)


WHITEBOARD LAMINATE




WOOD GRAIN LAMINATE



PATTERN LAMINATE

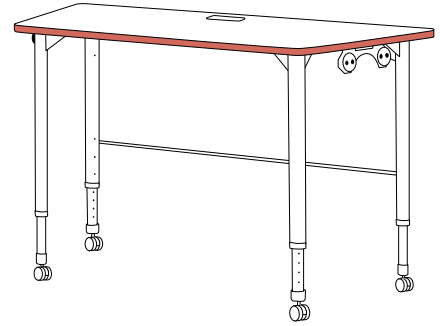


NEW COLORS



















STEP 2
EDGE

Use the letter next to the color name as the key code for **STEP 2**

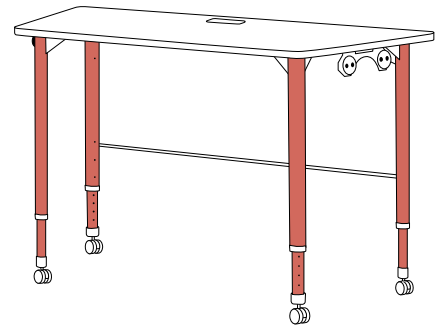


[FAMILY] - [WORK SURFACE] [EDGE COLOR]

 FIRE TRUCK RED (A)	 VANILLA BLUE (E)	 PURPLE (P)	 BLUESCAPE (U)
 BLACK (B)	 GRASS GREEN (I)	 GREEN BEAN (Q)	 ORANGESICLE (X)
 MOD NAVY (C)	 GRAPHITE (M)	 GRAPPLE (R)	 LELLO (Y)
 COFFEE (D)	 COOL GRAY (O)	 TANG (S)	 WISDOM (Z)

STEP 3
FRAME

Use the letter next to the color name as the key code for **STEP 3**

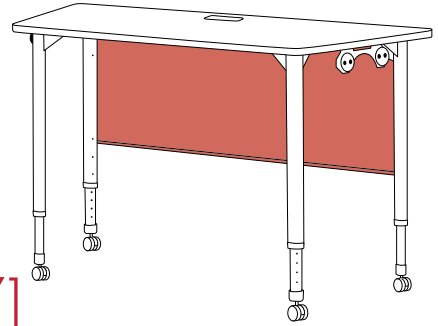


[FAMILY] - [WORK SURFACE] [EDGE COLOR] [FRAME COLOR]


 BLACK (B)	 TITANIUM (T)	 WISDOM (Z)
 FLANNEL (F)	 COOL GRAY (O)	

STEP 4 MODESTY PANEL

Use the letter next to the color name as the key code for **STEP 4**

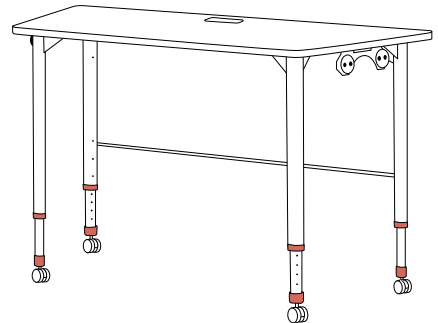


[FAMILY PART] - [WORK SURFACE] [EDGE COLOR] [FRAME COLOR] [**MODESTY PANEL**]

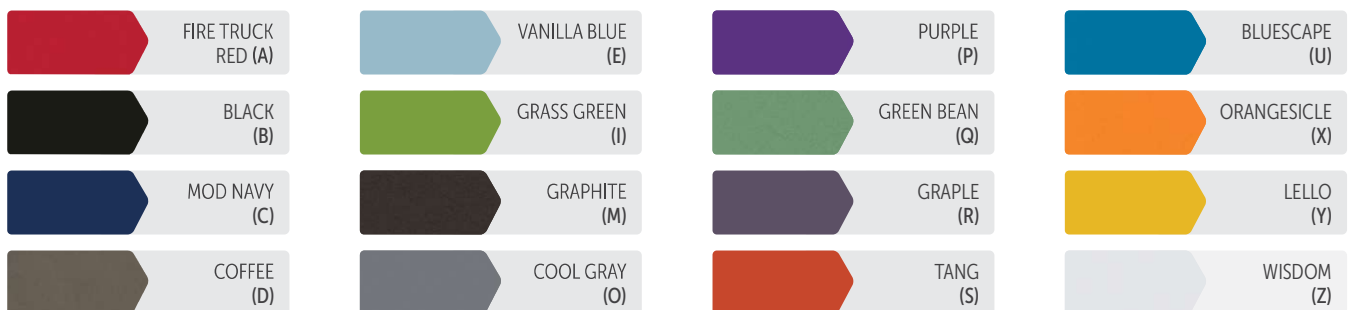


STEP 5 PLASTIC ACCENTS

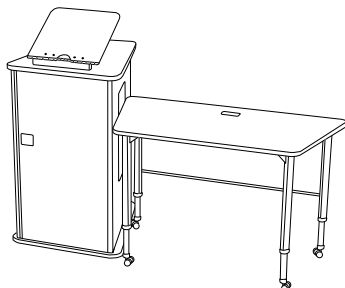
Use the letter next to the color name as the key code for **STEP 5**



[FAMILY PART] - [WORK SURFACE] [EDGE COLOR] [FRAME COLOR] [MODESTY PANEL] [**PLASTIC ACCENT**]



MODEL NUMBERS & PRODUCT SPECS



A&D® CROSSFIT AMBIDEXTROUS DESK & PODIUM

Model #	Width (in)	Depth (in)	Height (in)	Weight (lbs)	Freight Class (Qty 1)
CFPD272440 (Podium without Kickstand)	24	27	40	60	125
CFPD272440K (Podium with Kickstand)	24	30	40	60	125
CFPDTD4824 (Desk)	48	24	24 - 34	50	85

A&D® CROSSFIT TEACHER LECTERN ACCESSORIES

Model #	Width (in)	Depth (in)	Height (in)	Weight (lbs)	Freight Class (Qty 1)
PEN-P	21	16	2	5	85
PD-FLIP-USB	4.5 R	4.5 R	N/A	5	85