



## A&D® CROSSFIT FLIP TOP STUDENT DESKS

The A&D® Crossfit Flip Top Student Desks are designed & built for mobility & reconfiguration of a space. Learning can happen anywhere, Crossfit Flip Top Student Desks provide a flexible solution that is easily reconfigurable.

## THE DIFFERENCE

There's an innate difference when you specify Paragon Furniture. We're dedicated to designing safe & ecofriendly furniture that lasts. Our products are tested to meet & exceed ANSI/BIFMA certifications, we are committed to complying with MAS Certified Green criteria & our products are 100% assembled in the U.S.A.

### ⬡ PATENTED KOI SHAPED WORK SURFACE

Patented KOI shaped top constructed of ¾" thick 45lb density particleboard core with high-pressure laminate finish & 3mm machine-applied PVC edge banding.

### ⬡ SAFETY

The double spring latch mechanisms work independently of each other, as well the vertical position safety latch ensures the desk only flips when needed.

### ⬡ FRAME

Paratube flattened-oval adjustable-height cold rolled steel tube, with 14-gauge uppers & 16-gauge lowers that adjust from 25"-36" using 8-contact point plastic-molded bezels & reinforced set screws.

### ⬡ CASTERS

Four locking Dualie casters included on all Crossfit Student Desks.

## FEATURES

### ⬡ SURFACE / EDGE

¾" HPL with edgeband.

### ⬡ COLOR OPTIONS

Five frame paint options with your choice of standard laminate colors for your top surface & a multiple accents to choose from.

### ⬡ MINIMAL ASSEMBLY REQUIRED

### ⬡ FRAME

Flattened oval set of two T-legs using oval tube matching both the existing all terrain legs & the A&D tubing on the cantilever frame. Height adjustment is achieved with 8 contact points on plastic-molded bezels, & the end cap is held in place with the insertion of the caster.

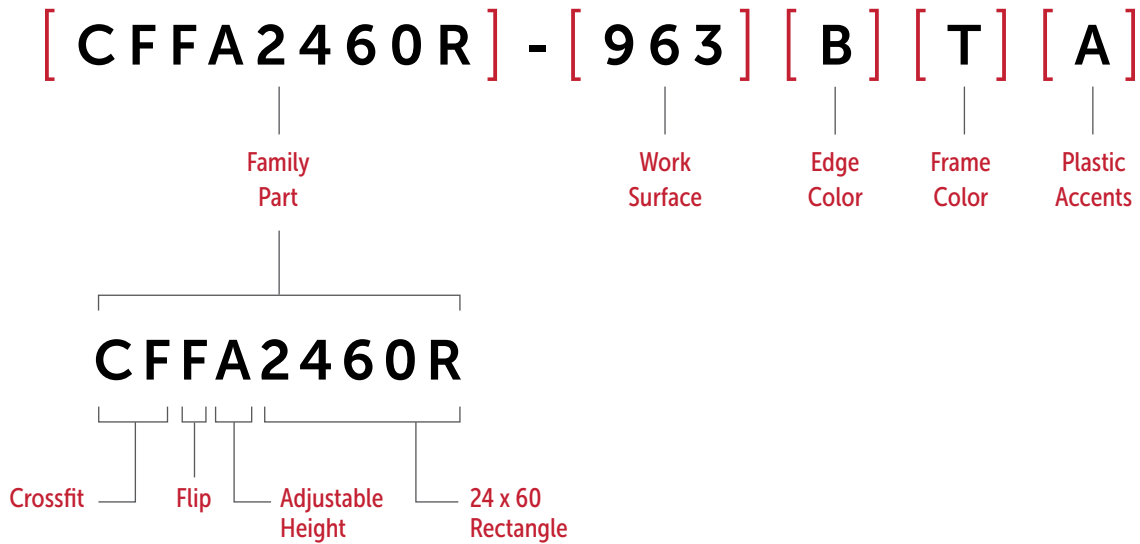
### ⬡ BACKPACK HOOK

All desks include a hook to hang a backpack.



## CONFIGURING A MODEL NUMBER

Refer to the Model Numbers & Product Specs section for a list of all family part model numbers in this product line. Use the chart below as a reference for how to properly specify this product.

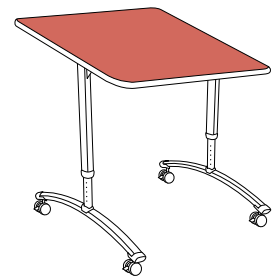


## COLOR & FINISH OPTIONS

















### STEP 1 WORK SURFACE

Use the number next to the laminate name as the key code for **STEP 1**

[ **FAMILY PART** ] - [ **WORK SURFACE** ]



#### SOLID LAMINATE



 PARAGON RED (910)	 EARTH (185)	 FROST (918)	 CITADEL (303)
 MARS (743)	 STORM (770)	 NEUTRAL WHITE (123)	 NORTH SEA GRAY (535)
 CLEMENTINE (852)	 BLACK (900)	 FASHION GRAY (366)	 PLUM (736)
 ISLAND (229)	 COWBOY BLUE (976)	 FOLKSTONE (902)	 ORANGE GROVE (233)



## WHITEBOARD LAMINATE




## WOOD GRAIN LAMINATE



## PATTERN LAMINATE



## NEW COLORS





















## STEP 2 EDGE

Use the letter next to the color name as the key code for **STEP 2**

[ FAMILY ] - [ WORK SURFACE ] [ EDGE COLOR ]

 FIRE TRUCK RED (A)	 VANILLA BLUE (E)	 PURPLE (P)	 BLUESCAPE (U)
 BLACK (B)	 GRASS GREEN (I)	 GREEN BEAN (Q)	 ORANGESICLE (X)
 MOD NAVY (C)	 GRAPHITE (M)	 GRAPLE (R)	 LELLO (Y)
 COFFEE (D)	 COOL GRAY (O)	 TANG (S)	 WISDOM (Z)



## STEP 3 FRAME

Choose your frame color. Refer to the Frame Color Key to locate the key code for **STEP 3**

[ FAMILY ] - [ WORK SURFACE ] [ EDGE COLOR ] [ FRAME COLOR ]

















 BLACK (B)	 TITANIUM (T)	 WISDOM (Z)
 FLANNEL (F)	 COOL GRAY (O)	



## STEP 4 PLASTIC ACCENTS

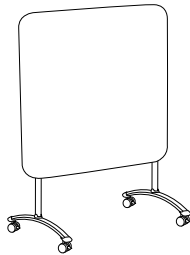
Use the letter next to the color name as the key code for **STEP 4**

[ FAMILY ] - [ WORK SURFACE ] [ EDGE COLOR ] [ FRAME COLOR ] [ PLASTIC ACCENT ]

 FIRE TRUCK RED (A)	 VANILLA BLUE (E)	 PURPLE (P)	 BLUESCAPE (U)
 BLACK (B)	 GRASS GREEN (I)	 GREEN BEAN (Q)	 ORANGESICLE (X)
 MOD NAVY (C)	 GRAPHITE (M)	 GRAPLE (R)	 LELLO (Y)
 COFFEE (D)	 COOL GRAY (O)	 TANG (S)	 WISDOM (Z)

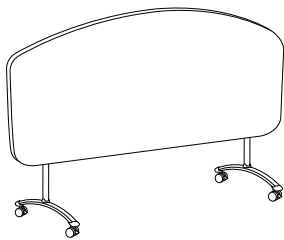


## MODEL NUMBERS & PRODUCT SPECS



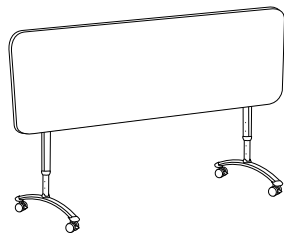
### FLIP TOP RECTANGLE STUDENT DESK WITH FIXED HEIGHT LEGS

Model #	Work Surface	Width (in)	Depth (in)	Height (in)	Weight (lbs)	Dist. Between Legs (in)	Freight Class (Qty 1)
CFFF302730R	Rectangle	27	30	30	40	22.5	125
CFFF304830R	Rectangle	48	30	30	50	43.5	125
CFFF305430R	Rectangle	54	30	30	59	49.5	125
CFFF306030R	Rectangle	60	30	30	64	55.5	125



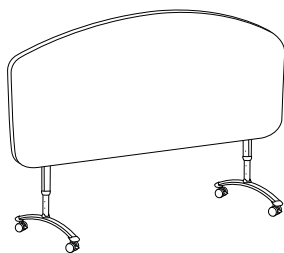
### FLIP TOP D-SHAPE STUDENT DESK WITH FIXED HEIGHT LEGS

Model #	Work Surface	Width (in)	Depth (in)	Height (in)	Weight (lbs)	Dist. Between Legs (in)	Freight Class (Qty 1)
CFFF306030D	D-Shape	24	30	30	64	30.5	125



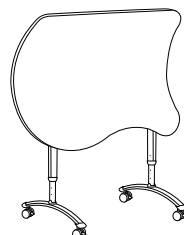
### FLIP TOP RECTANGLE STUDENT DESK WITH ADJUSTABLE HEIGHT LEGS

Model #	Work Surface	Width (in)	Depth (in)	Height (in)	Weight (lbs)	Dist. Between Legs (in)	Freight Class (Qty 1)
CFFA2027R	Rectangle	27	20	25 - 36	30	22.5	125
CFFA2048R	Rectangle	48	20	25 - 36	40	43.5	125
CFFA2054R	Rectangle	54	20	25 - 36	45	49.5	125
CFFA2060R	Rectangle	60	20	25 - 36	50	55.5	125
CFFA2427R	Rectangle	27	24	25 - 36	35	22.5	125
CFFA2448R	Rectangle	48	24	25 - 36	45	43.5	125
CFFA2454R	Rectangle	54	24	25 - 36	50	49.5	125
CFFA2460R	Rectangle	60	24	25 - 36	60	55.5	125



### FLIP TOP D-SHAPE STUDENT DESK WITH ADJUSTABLE HEIGHT LEGS

Model #	Work Surface	Width (in)	Depth (in)	Height (in)	Weight (lbs)	Dist. Between Legs (in)	Freight Class (Qty 1)
CFFA2448D	D-Shape	48	24	25 - 36	55	30.5	125



### FLIP TOP KOI STUDENT DESK WITH ADJUSTABLE HEIGHT LEGS

Model #	Work Surface	Width (in)	Depth (in)	Height (in)	Weight (lbs)	Dist. Between Legs (in)	Freight Class (Qty 1)
CFFA2436K	KOI	36	24	25 - 36	46	31.5	125