



## A&D CROSSFIT TEACHER LECTERN & DESK

The A&D® Crossfit Teacher Lectern offered with a right or left desk & an optional tablet tilt kickstand is perfect anywhere in the room. This desk features mobility, a locking door & adjustable shelves in the lectern with a right or left attached desk. The optional kickstand easily adjusts from a lectern to a projector stand.

## THE DIFFERENCE

There's an innate difference when you specify Paragon Furniture. We're dedicated to designing safe & eco-friendly furniture that lasts. Our products are tested to meet & exceed ANSI/BIFMA certifications, we are committed to complying with MAS certified green criteria & our products are assembled in the U.S.A.

## FEATURES

### ◻ SURFACE/EDGE

$\frac{3}{4}$ " HPL with machine applied durable.

### ◻ FRAME

Sides are  $\frac{3}{4}$ " thermally fused melamine with 3mm PVC edgeband. Desk modesty panel as well as the front & back of the lectern are made from 16-gauge perforated metal for a lighter weight & cohesive design in the A&D® line. The legs of the desk are our flattened oval adjustable single-post leg.

### ◻ CASTERS

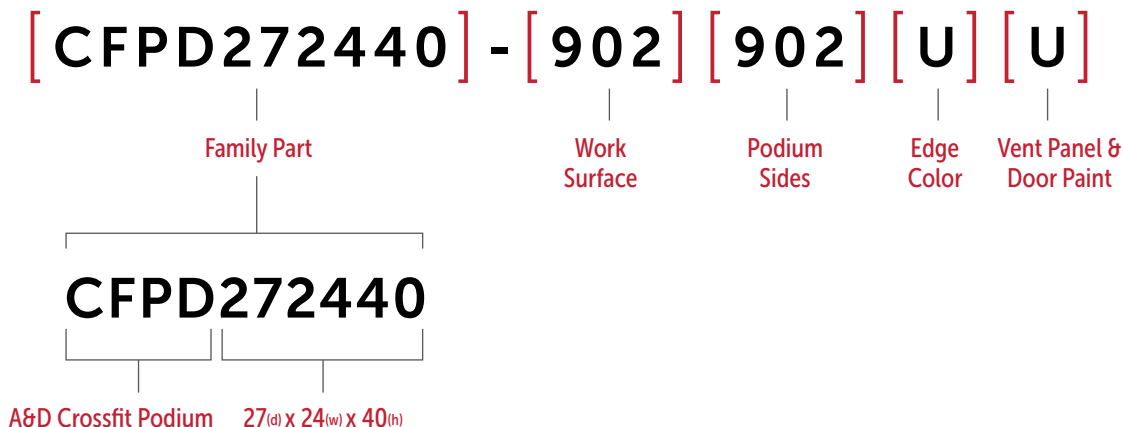
Dualie casters are standard.



## CONFIGURING A MODEL NUMBER

### CONFIGURE TEACHER PODIUM

Refer to the Model Numbers & Product Specs section for a list of all family part model numbers in this product line. Use the chart below as a reference for how to properly specify this product.




## COLOR & FINISH OPTIONS

### TEACHER PODIUM

















#### STEP 1 WORK SURFACE

Use the number next to the laminate name as the key code for **STEP 1**

[ **FAMILY PART** ] - [ **WORK SURFACE** ]




#### SOLID LAMINATE

 PARAGON RED (910)	 EARTH (185)	 FROST (918)	 CITADEL (303)
 MARS (743)	 STORM (770)	 NEUTRAL WHITE (123)	 NORTH SEA GRAY (535)
 CLEMENTINE (852)	 BLACK (900)	 FASHION GRAY (366)	 PLUM (736)
 ISLAND (229)	 COWBOY BLUE (976)	 FOLKSTONE (902)	 ORANGE GROVE (233)

## WHITEBOARD LAMINATE




## WOOD GRAIN LAMINATE



## PATTERN LAMINATE

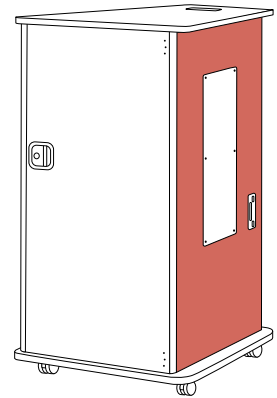


## NEW COLORS



## STEP 2 PODIUM SIDES

Use the letter next to the color name as the key code for **STEP 2**



[ FAMILY PART ] - [ WORK SURFACE ] [ PODIUM COLOR ]




BLACK  
(900)



FROST  
(918)



FOLKSTONE  
(902)



KENSINGTON  
MAPLE (963)



STUDIO  
TEAK (103)




RIVER  
CHERRY (566)



XANADU  
(110)

## STEP 3 EDGE

Use the letter next to the color name as the key code for **STEP 3**



[ FAMILY PART ] - [ WORK SURFACE ] [ PODIUM SIDES ] [ EDGE COLOR ]



FIRE TRUCK  
RED (A)



VANILLA BLUE  
(E)



PURPLE  
(P)



BLUESCAPE  
(U)



BLACK  
(B)



GRASS GREEN  
(I)



GREEN BEAN  
(Q)



ORANGESICLE  
(X)



MOD NAVY  
(C)



GRAPHITE  
(M)



GRAPPLE  
(R)



LELLO  
(Y)



COFFEE  
(D)



COOL GRAY  
(O)



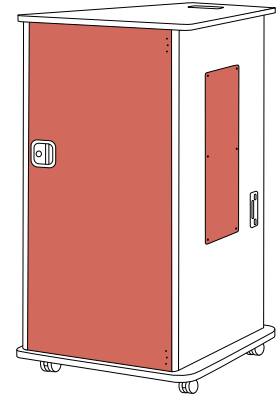
TANG  
(S)





















WISDOM  
(Z)

## STEP 4 VENT PANEL & DOOR

Use the letter next to the color name as the key code for **STEP 4**



[ FAMILY PART ] - [ WORK SURFACE ] [ PODIUM SIDES ] [ EDGE COLOR ] [ VENT PANEL & DOOR COLOR ]

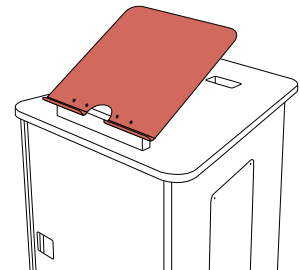
 FIRE TRUCK RED (A)	 VANILLA BLUE (E)	 PURPLE (P)	 BLUESCAPE (U)
 BLACK (B)	 GRASS GREEN (I)	 GREEN BEAN (Q)	 ORANGESICLE (X)
 MOD NAVY (C)	 GRAPHITE (M)	 GRAPLE (R)	 LELLO (Y)
 COFFEE (D)	 COOL GRAY (O)	 TANG (S)	 WISDOM (Z)
 FLANNEL (F)	 TITANIUM (T)		

Vent Panel & Door are finished in the same color. Select one color from the palette above to represent those 2 items.













Select one color from the palette below to finish kickstand. Black & Graphite paints are a textured paints.

## STEP 5 KICKSTAND (OPTIONAL)

Use the letter next to the color name as the key code for **STEP 5**



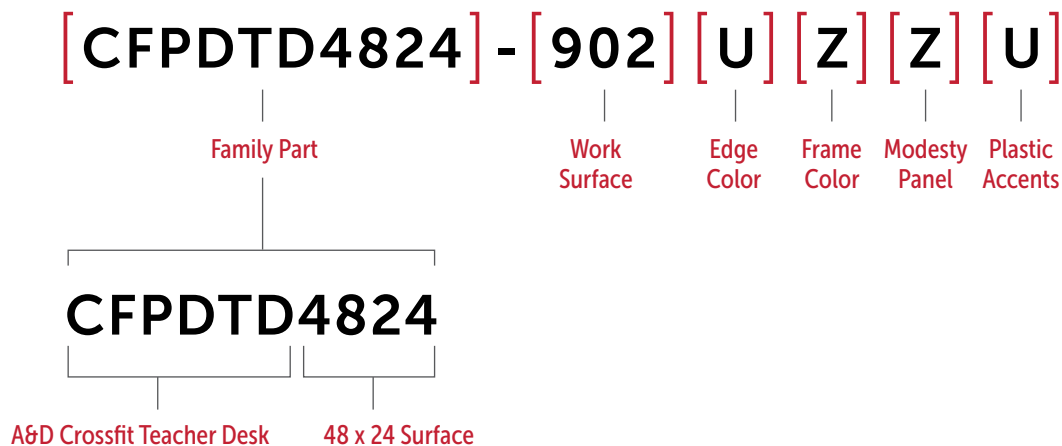
[ FAMILY PART ] - [ WORK SURFACE ] [ PODIUM SIDES ] [ EDGE COLOR ] [ VENT PANEL & DOOR COLOR ] [ KICKSTAND ]

 FIRE TRUCK RED (A)	 VANILLA BLUE (E)	 PURPLE (P)	 BLUESCAPE (U)
 BLACK (B)	 GRASS GREEN (I)	 GREEN BEAN (Q)	 ORANGESICLE (X)
 MOD NAVY (C)	 GRAPHITE (M)	 GRAPLE (R)	 LELLO (Y)
 COFFEE (D)	 COOL GRAY (O)	 TANG (S)	 WISDOM (Z)
 FLANNEL (F)	 TITANIUM (T)		

## CONFIGURING A MODEL NUMBER

### CONFIGURE TEACHER DESK

Refer to the Model Numbers & Product Specs section for a list of all family part model numbers in this product line. Use the chart below as a reference for how to properly specify this product.

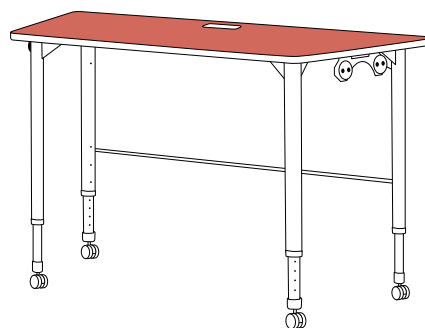


## COLOR & FINISH OPTIONS

### TEACHER DESK

















#### STEP 1 WORK SURFACE

Use the number next to the laminate name as the key code for **STEP 1**



[ FAMILY PART ] - [ WORK SURFACE ]


#### SOLID LAMINATE

 PARAGON RED (910)	 EARTH (185)	 FROST (918)	 CITADEL (303)
 MARS (743)	 STORM (770)	 NEUTRAL WHITE (123)	 NORTH SEA GRAY (535)
 CLEMENTINE (852)	 BLACK (900)	 FASHION GRAY (366)	 PLUM (736)
 ISLAND (229)	 COWBOY BLUE (976)	 FOLKSTONE (902)	 ORANGE GROVE (233)


## WHITEBOARD LAMINATE




## WOOD GRAIN LAMINATE



## PATTERN LAMINATE

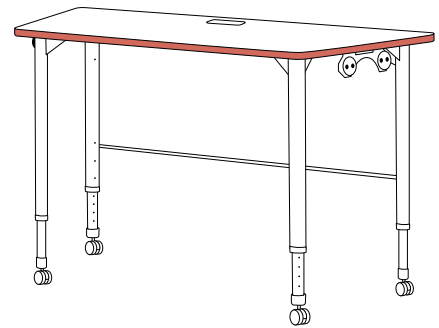


## NEW COLORS



















## STEP 2 EDGE

Use the letter next to the color name as the key code for **STEP 2**

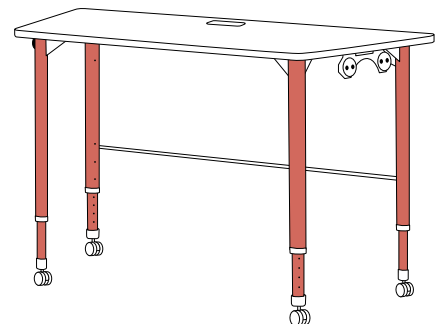


[ FAMILY ] - [ WORK ] [ EDGE ]  
[ PART ] [ SURFACE ] [ COLOR ]

 FIRE TRUCK RED (A)	 VANILLA BLUE (E)	 PURPLE (P)	 BLUESCAPE (U)
 BLACK (B)	 GRASS GREEN (I)	 GREEN BEAN (Q)	 ORANGESICLE (X)
 MOD NAVY (C)	 GRAPHITE (M)	 GRAPPLE (R)	 LELLO (Y)
 COFFEE (D)	 COOL GRAY (O)	 TANG (S)	 WISDOM (Z)

## STEP 3 FRAME

Use the letter next to the color name as the key code for **STEP 3**

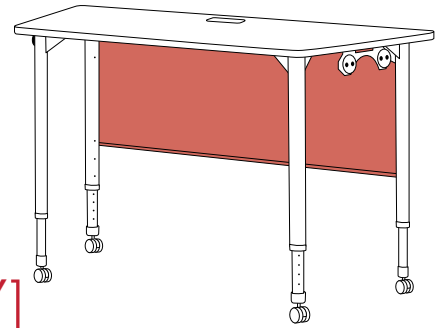


[ FAMILY ] - [ WORK ] [ EDGE ] [ FRAME ]  
[ PART ] [ SURFACE ] [ COLOR ] [ COLOR ]



















 BLACK (B)	 TITANIUM (T)	 WISDOM (Z)
 FLANNEL (F)	 COOL GRAY (O)	

## STEP 4 MODESTY PANEL

Use the letter next to the color name as the key code for **STEP 4**

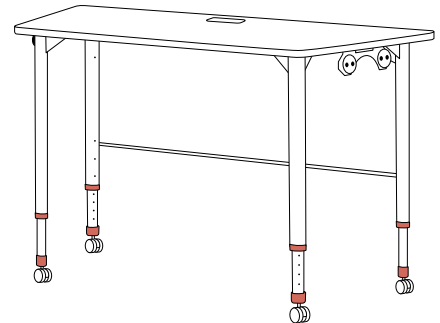


[ FAMILY PART ] - [ WORK SURFACE ] [ EDGE COLOR ] [ FRAME COLOR ] [ **MODESTY PANEL** ]

















 FIRE TRUCK RED (A)	 VANILLA BLUE (E)	 PURPLE (P)	 BLUESCAPE (U)
 BLACK (B)	 GRASS GREEN (I)	 GREEN BEAN (Q)	 ORANGESICLE (X)
 MOD NAVY (C)	 GRAPHITE (M)	 GRAPLE (R)	 LELLO (Y)
 COFFEE (D)	 COOL GRAY (O)	 TANG (S)	 WISDOM (Z)
 FLANNEL (F)	 TITANIUM (T)		

## STEP 5 PLASTIC ACCENTS

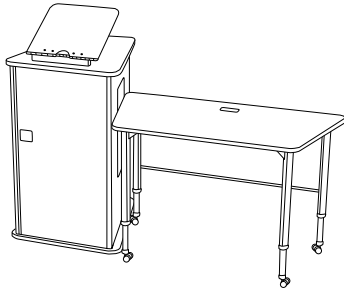
Use the letter next to the color name as the key code for **STEP 5**



[ FAMILY PART ] - [ WORK SURFACE ] [ EDGE COLOR ] [ FRAME COLOR ] [ MODESTY PANEL ] [ **PLASTIC ACCENT** ]

 FIRE TRUCK RED (A)	 VANILLA BLUE (E)	 PURPLE (P)	 BLUESCAPE (U)
 BLACK (B)	 GRASS GREEN (I)	 GREEN BEAN (Q)	 ORANGESICLE (X)
 MOD NAVY (C)	 GRAPHITE (M)	 GRAPLE (R)	 LELLO (Y)
 COFFEE (D)	 COOL GRAY (O)	 TANG (S)	 WISDOM (Z)

## MODEL NUMBERS & PRODUCT SPECS



### A&D® CROSSFIT AMBIDEXTROUS DESK & PODIUM

Model #	Width (in)	Depth (in)	Height (in)	Weight (lbs)	Freight Class (Qty 1)
CFPD272440 (Podium without Kickstand)	24	27	40	60	125
CFPD272440K (Podium with Kickstand)	24	30	40	60	125
CFPDTD4824 (Desk)	48	24	24 - 34	50	85

### A&D® CROSSFIT TEACHER LECTERN ACCESSORIES

Model #	Width (in)	Depth (in)	Height (in)	Weight (lbs)	Freight Class (Qty 1)
PEN-P	21	16	2	5	85
PD-FLIP-USB	4.5 R	4.5 R	N/A	5	85

### PD-FLIP PLACEMENT OPTIONS

