



INFORMATION COMMONS® MOBILE SHELVING

Mobile shelving solution designed for easy transportation and storage of books, supplies, and other equipment. Perfect for classrooms, makerspaces, libraries, and anywhere else at school.

FEATURES

Paragon IC Mobile Shelving units are designed and manufactured specifically for educational environments. They are flexible, functional, durable, and look great too!

STRUCTURE

Unique 16-gauge Intuitive 4-post design with unitized frame structure for superior strength and durability. $\frac{3}{4}$ " adjustable shelving with steel supports to accommodate different sized books and storage items.

CASTERS

All IC Mobile Shelving is equipped with 4 smooth rolling casters with locking mechanisms to move easily when in motion and lock firmly in place when stationary.

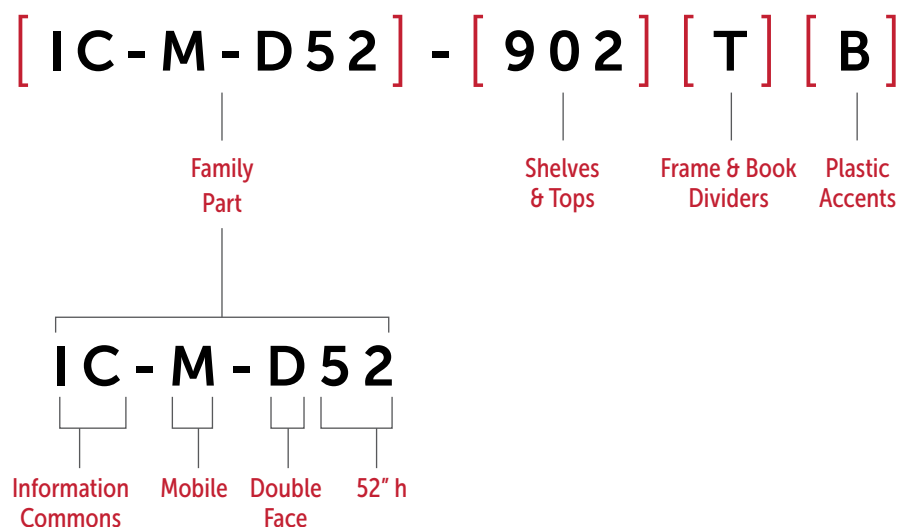
COLORS

Titanium steel colored frame with standard library laminate choices for shelves. Side panels are available in multiple colors with choice of material: HPL, Metal, and Acrylic.



CONFIGURING A MODEL NUMBER

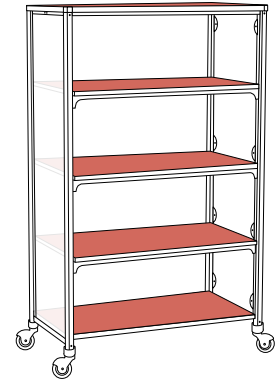
Refer to the Model Numbers & Product Specs section for a list of all family part model numbers in this product line. Use the chart below as a reference for how to properly specify this product.



COLOR & FINISH OPTIONS

STEP 1 SHELVES & TOPS

Shelves & Tops are finished in same color.
Select one color from the pallet below to
represent both areas.



[FAMILY
PART] - [SHELVES &
TOP]




BLACK
(900)



RIVER
CHERRY (566)



FROST
(918)



KENSINGTON
MAPLE (963)



XANADU
(110)



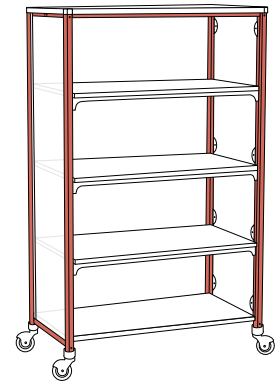
STUDIO
TEAK (103)



FOLKSTONE
(902)

STEP 2 FRAME BOOK DIVIDERS

[FAMILY
PART] - [SHELVES &
TOP] [FRAME BOOK
DIVIDERS]

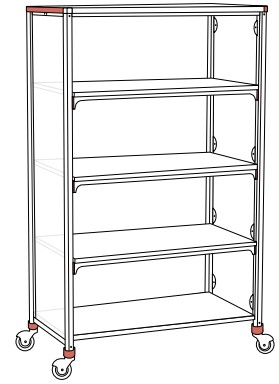


TITANIUM
(T)

STEP 3 PLASTIC ACCENTS

Choose your accent color. Refer to the
Accent Color Key to locate the key code for
STEP 3

[FAMILY] - [SHELVES &] [FRAME BOOK] [PLASTIC]
[PART] [TOP] [DIVIDERS] [ACCENTS]

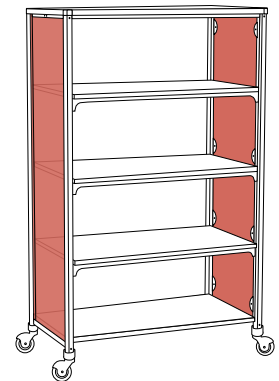


	FIRE TRUCK RED (A)		VANILLA BLUE (E)		PURPLE (P)		BLUESCAPE (U)
	BLACK (B)		GRASS GREEN (I)		GREEN BEAN (Q)		ORANGESICLE (X)
	MOD NAVY (C)		GRAPHITE (M)		GRAPLE (R)		LELLO (Y)
	COFFEE (D)		COOL GRAY (O)		TANG (S)		WISDOM (Z)

ADD-ONS

SIDE PANELS

All Side Panels for IC Mobile Shelving units are sold separately with independent model numbers. Side Panels can be specified in HPL, Metal, or Acrylic in the following colors:



LAMINATE COLORS


SOLID LAMINATE

	PARAGON RED (910)		EARTH (185)		FROST (918)		CITADEL (303)
	MARS (743)		STORM (770)		NEUTRAL WHITE (123)		NORTH SEA GRAY (535)
	CLEMENTINE (852)		BLACK (900)		FASHION GRAY (366)		PLUM (736)
	ISLAND (229)		COWBOY BLUE (976)		FOLKSTONE (902)		ORANGE GROVE (233)


WHITEBOARD LAMINATE




WOOD GRAIN LAMINATE



PATTERN LAMINATE





















NEW COLORS
















METAL COLORS

Metal Color Key: Note that the last character of these key codes is the same character used in the metal color key.

 FIRE TRUCK RED (A)	 VANILLA BLUE (E)	 COOL GRAY (O)	 TANG (S)
 BLACK (B)	 FLANNEL (F)	 PURPLE (P)	 TITANIUM (T)
 MOD NAVY (C)	 GRASS GREEN (I)	 GREEN BEAN (Q)	 BLUESCAPE (U)
 COFFEE (D)	 GRAPHITE (M)	 GRAPPLE (R)	 ORANGESICLE (X)
 LELLO (Y)	 WISDOM (Z)		

ACRYLIC COLORS

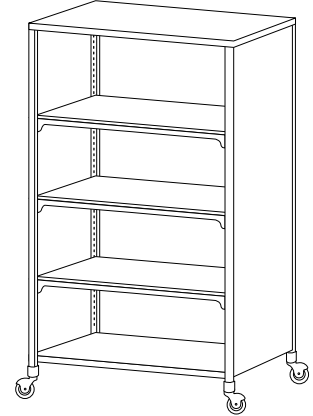
Acrylic Color Key: There are 13 acrylic colors available that are represented by numbers between 01-13.

 RED (A10)	 LIME GREEN (A06)	 TEAL (A11)	 LIGHT BLUE (A04)
 ORANGE (A08)	 MOSS GREEN (A07)	 FROST (A02)	 VIOLET (A12)
 YELLOW GOLD (A13)	 KELLY GREEN (A03)	 DARK BLUE (A01)	 PINK (A09)
 LIGHT YELLOW (A05)			

MODEL NUMBERS & PRODUCT SPECS

IC-MOBILE DOUBLE FACE SHELVING

Model #		Width (in)	Depth (in)	Height (in)	Weight (lbs)	Freight Class (Qty 1)
IC-M-D52	3 Shelves	38	20.5	52	150	150
IC-M-D64	4 Shelves	38	20.5	64	170	150



IC-DOUBLE SIDE PANELS (Sold as single panel, not pairs)

Model #	Width (in)	Depth (in)	Height (in)	Weight (lbs)	Freight Class (Qty 1)
IC-48DSP	17.25	N/A	45.25	20	85
IC-48DSP-ACRYLIC	17.25	N/A	45.25	20	85
IC-48DSP-M	17.25	N/A	45.25	20	85
IC-60DSP	17.25	N/A	57.25	25	85
IC-60DSP-ACRYLIC	17.25	N/A	57.25	25	85
IC-60DSP-M	17.25	N/A	57.25	25	85

M = Metal

Choose IC-48D Side panels for IC-M-52 Mobile Shelving

Choose IC-60D Side panels for IC-M-64 Mobile Shelving

