



## **CYCLE™ SERIES MOBILE STORAGE CART**

The Cycle™ Series Mobile Storage Cart blends modern design with practical functionality for today's active learning spaces. Featuring a locking cabinet for secure storage and an integrated handle for easy mobility, this versatile cart keeps supplies organized and accessible. Smooth-rolling casters allow effortless movement throughout the classroom, while durable construction ensures lasting performance. With its clean lines and thoughtful design, the Cycle™ Series Mobile Storage Cart delivers flexibility, security, and style to any learning environment.



**HOW TO SPECIFY****FRAME**

The frame is constructed from 1½” 16-gauge round steel tubing combined with ¾” solid round steel rod. Features fully welded side panels for maximum strength and durability.

**SHELVES/EDGE**

Shelves are constructed with a 1” high-density fiberboard core and a premium high-pressure laminate work surface. Each top features a precision machine-applied edge band for a seamless, long-lasting finish. The underside is sealed with a weather-resistant phenolic resin paper for added protection and stability.

**BACK PANEL**

¾” thick double-sided high-density fiberboard core finished with high-pressure markerboard laminate.

**STORAGE CABINET**

¾” thick locking cabinet constructed with a high-density fiberboard core and a durable thermally fused melamine (TFM) finish. Each cabinet features precision machine-applied edge banding for long-lasting durability.

**CASTERS**

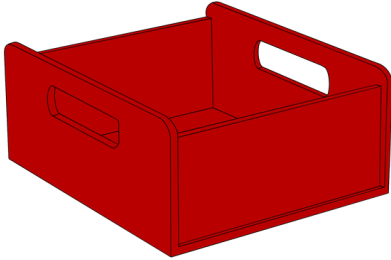
Equipped with (4) 3½” hubless, all-locking casters for smooth mobility and secure stability.

**PET BINS**

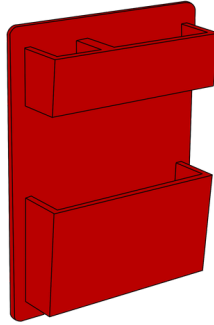
Cycle™ Series storage bins and caddies are constructed from PET material, providing durable performance with a strong focus on sustainability. The PET material is 100% recyclable and contains a high percentage of recycled content, including post-consumer material derived from recycled plastic bottles. Storage bins and caddies are available in five color options, allowing for organized functionality and cohesive classroom design.

## OPTIONAL STORAGE BIN ACCESSORIES

CYCLE PET STORAGE BIN SMALL



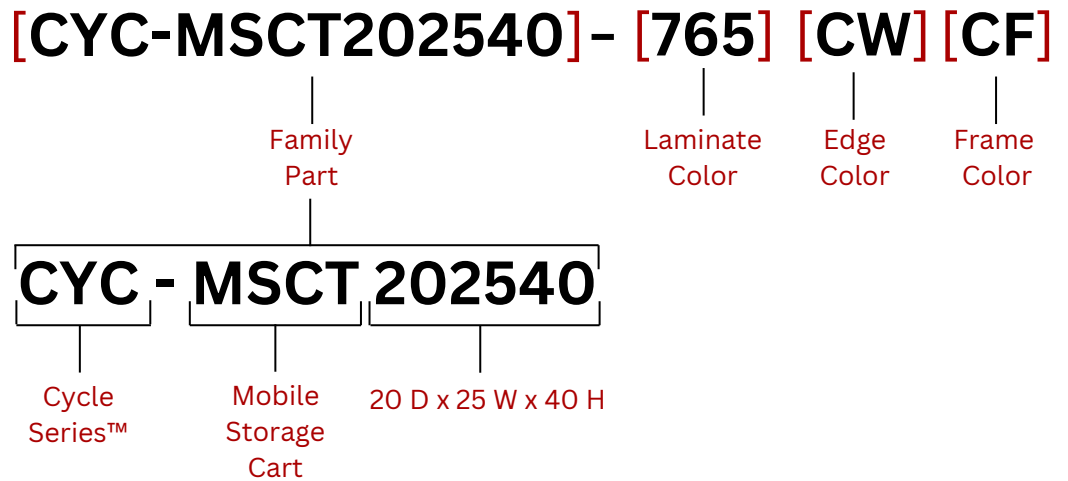
CYCLE PET HANGING STORAGE CADDY



## CONFIGURING A MODEL NUMBER

Refer to the Model Numbers & Product Specs section for a list of all family-part model numbers in this product line.

Use the chart below as a reference for how to properly specify this product.




## COLOR & FINISH OPTIONS

### STEP 1

Use the code next to the laminate name as the key code for **STEP 1**

### SHELVES / STORAGE

[ FAMILY ] – [ SHELVES / STORAGE ]  
[ PART ]



### SOLID LAMINATE / MELAMINE

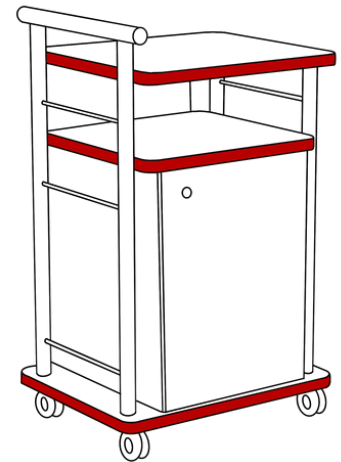



### STEP 2

Use the code next to the color name as the key code for **STEP 2**

### EDGE

[ FAMILY ] – [ SHELVES / STORAGE ] – [ EDGE ]  
[ PART ]




**STEP 3**

Use the code next to the color name as the key code for **STEP 3**

**FRAME**

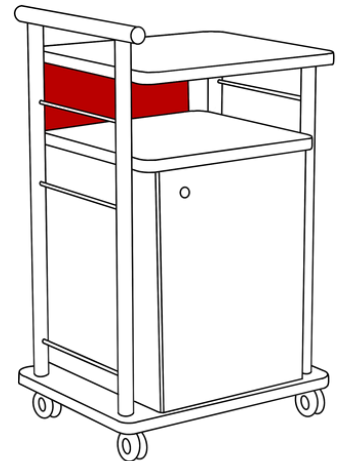

[ FAMILY PART ] – [ SHELVES / STORAGE ] – [ EDGE ] – [ FRAME ]



**STANDARD**


The back panel is a double-sided high-density fiberboard core finished with high-pressure markerboard laminate.

**MARKERBOARD LAMINATE & MATCHING WHITE EDGE**




**STANDARD**

End caps and casters come standard in an Onyx finish.



**OPTIONAL STORAGE BIN ACCESSORIES**



PET PEBBLE  
(PPE)




PET LAKE  
(PLA)



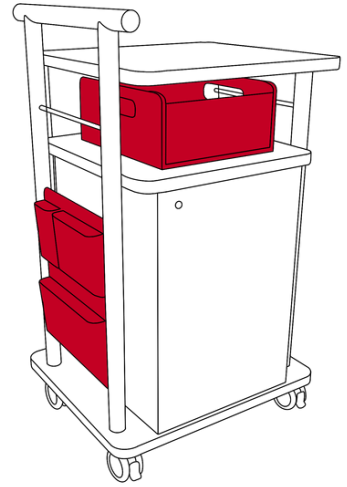
PET FERN  
(PFE)



PET CLAY  
(PCL)



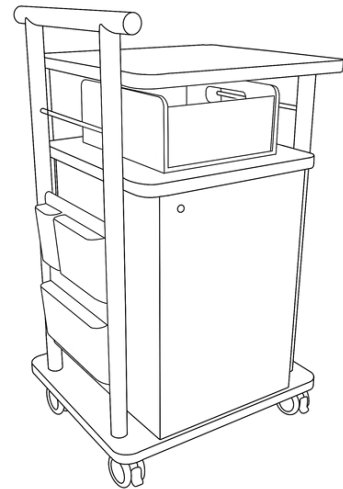
PET ONYX  
(PON)



**MODEL NUMBERS**

**CYCLE MOBILE STORAGE CART**

Model #	Description
CYC-MSCT202540	Cycle Mobile Storage Cart
CYC-BIN14126	Cycle PET Storage Bin Small
CYC-CADDY	Cycle PET Hanging Storage Caddy



**PRODUCT SPECS**

**CYCLE MOBILE STORAGE CART**

Model #	Width (in)	Depth (in)	Height (in)	Weight (lbs)	Freight Class (Qty 1)
CYC-MSCT202540	25	20	40	100	85
CYC-BIN14126	12	14	6	5	85
CYC-CADDY	12	3.5	16.5	5	85