



## MOTIV™ OCCASIONAL TABLES

MOTIV® Occasional Tables are complementary to MOTIV® Soft Seating. Tables come in a laminate top & are offered in round, rectangle, or square shapes.

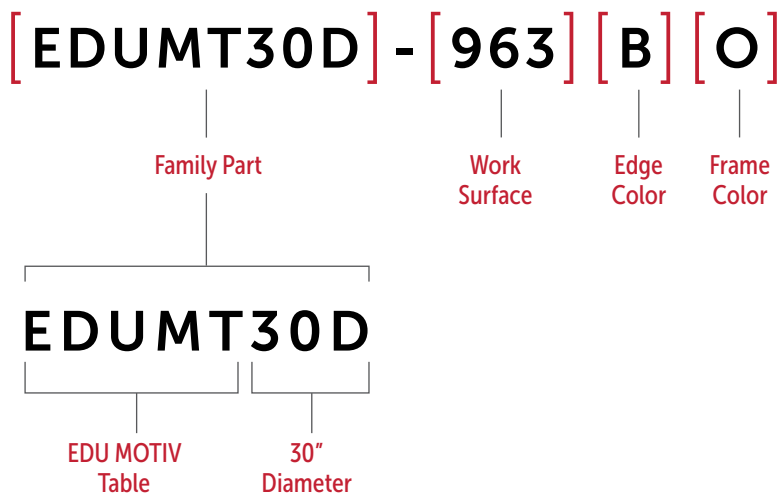
## FEATURES

- Quality construction in a classic design that complements any Motiv<sup>™</sup> Freestanding or Modular soft seating environment.
- Available with circular, square or rectangular work surfaces.
- All tables have a height of 16" & feature four (4) leg construction using the same flat oval steel tubing used on Motiv<sup>™</sup> soft seating pieces.
- Tables meet or exceed ANSI BIFMA X5.5-2008 standards.



## CONFIGURING A MODEL NUMBER


Refer to the Model Numbers & Product Specs section for a list of all family part model numbers in this product line. Use the chart below as a reference for how to properly specify this product.



## COLOR & FINISH OPTIONS


### STEP 1 WORK SURFACE

Use the number next to the laminate name as the key code for **STEP 1**



[ FAMILY ] - [ WORK SURFACE ]  
[ PART ]


#### SOLID LAMINATE



#### WHITEBOARD LAMINATE



#### WOOD GRAIN LAMINATE



#### PATTERN LAMINATE

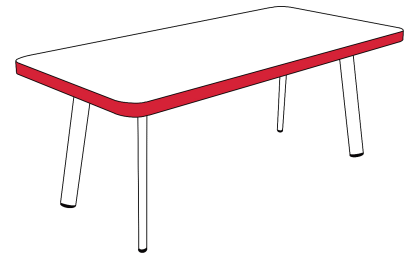


**NEW COLORS**




**STEP 2  
EDGE**

Use the letter next to the color name as the key code for **STEP 2**. For tables specified with a knife edge, do not specify an edge color



[ FAMILY ] - [ WORK ] [ EDGE ]  
[ PART ] - [ SURFACE ] [ COLOR ]



**STEP 3  
FRAME**

Use the letter next to the color name as the key code for **STEP 3**

[ FAMILY ] - [ WORK ] [ EDGE ] [ FRAME ]  
[ PART ] - [ SURFACE ] [ COLOR ] [ COLOR ]



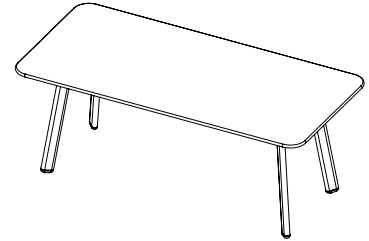
## MODEL NUMBERS & PRODUCT SPECS

### MOTIV™ OCCASIONAL TABLE - RECTANGLE SURFACE

Model #	Width (in)	Depth (in)	Height (in)	Weight (lbs)	Freight Class (Qty 1)
EDUMT4220	42	20	16	80	85
<del>EDUMT4220-K</del>	42	20	16	80	85

-K indicates a knife edge

**KNIFE EDGE DISCONTINUED**



### MOTIV™ OCCASIONAL TABLE - ROUND SURFACE

Model #	Width (in)	Depth (in)	Height (in)	Weight (lbs)	Freight Class (Qty 1)
EDUMT24D	24	24	16	55	85
<del>EDUMT24D-K</del>	24	24	16	55	85
EDUMT30D	30	30	16	60	85
<del>EDUMT30D-K</del>	30	30	16	60	85
EDUMT36D	36	36	16	65	85
<del>EDUMT36D-K</del>	36	36	16	65	85

-K indicates a knife edge

**KNIFE EDGE DISCONTINUED**



### MOTIV™ OCCASIONAL TABLE - SQUARE SURFACE

Model #	Width (in)	Depth (in)	Height (in)	Weight (lbs)	Freight Class (Qty 1)
EDUMT2020	20	20	16	50	85
<del>EDUMT2020-K</del>	20	20	16	50	85
EDUMT2424	24	24	16	55	85
<del>EDUMT2424-K</del>	24	24	16	55	85
EDUMT3030	30	30	16	60	85
<del>EDUMT3030-K</del>	30	30	16	60	85

-K indicates a knife edge

**KNIFE EDGE DISCONTINUED**

