



## TEACH-IT TEACHER DESK & RETURN-IT

Paragon TEACH-IT Teacher Desks with RETURN-IT are designed & manufactured specifically for educational environments. They are flexible, functional, durable, & look great too!

## FEATURES

### ○ SURFACE/EDGE

1 1/4" HPL with machine applied durable edge band.

### ○ HEIGHT

Height adjustable with fail safe 8 contact point bezel & set screws.

### ○ SHAPES



RECTANGLE TEACH-IT



TOMBSTONE TEACH-IT



RETURN-IT

### ○ COLOR OPTIONS

Five frame paint options with your choice of standard laminate colors for your top surface & a multiple accents to choose from.

### ○ TEACH-IT FRAME

Single post leg 14-gauge steel tube & leg lower is 16-gauge steel with perforated 1/4" holes every inch to allow for patented height adjustment bezel sleeve that contacts leg insert at 8 contact points. Molded plastic end cap. Perforated 16-gauge steel J-channel modesty panel/wire manager runs the length of the Teach-IT Desk.

### ○ RETURN-IT

Nests to either side of the tombstone top TEACH-IT Desk & can be attached with included ganging mechanism. Constructed of the same materials as the TEACH-IT Desk.



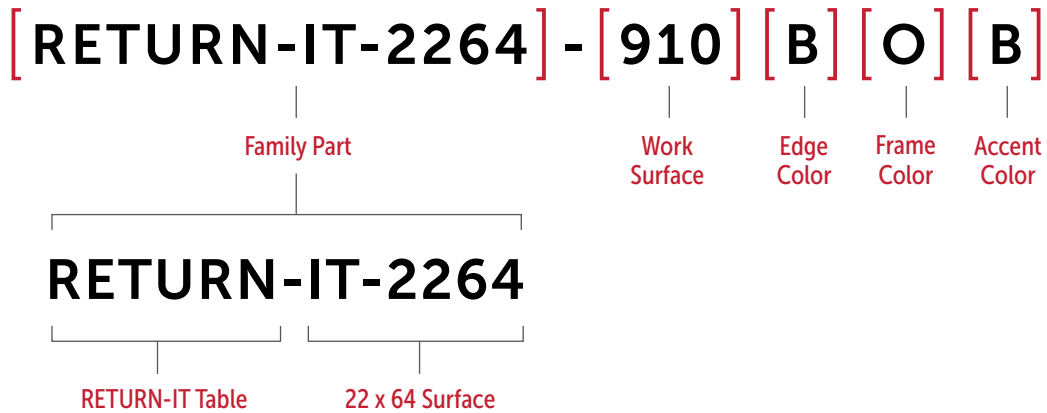
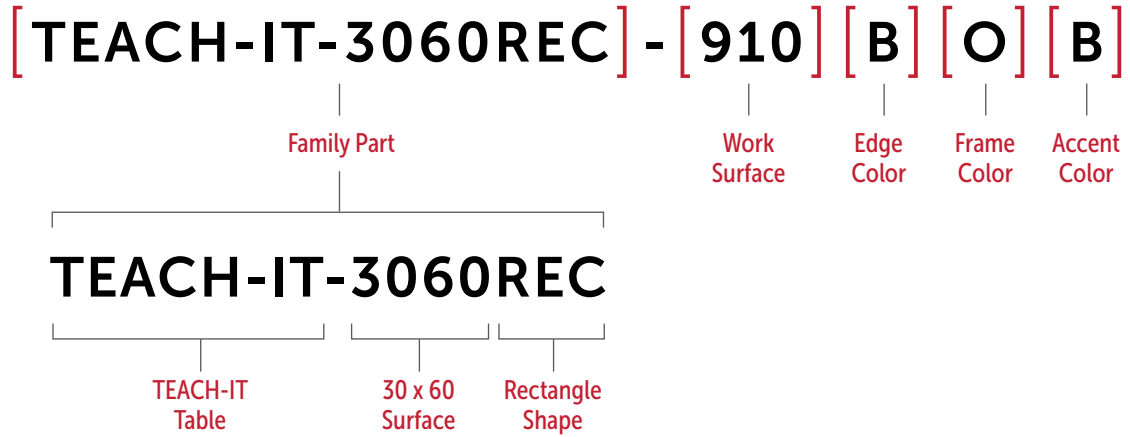
TEACH-IT Desk



TEACH-IT Desk with RETURN-IT

**CONFIGURING A MODEL NUMBER**

Refer to the Model Numbers & Product Specs section for a list of all family part model numbers in this product line. Use the chart below as a reference for how to properly specify this product.

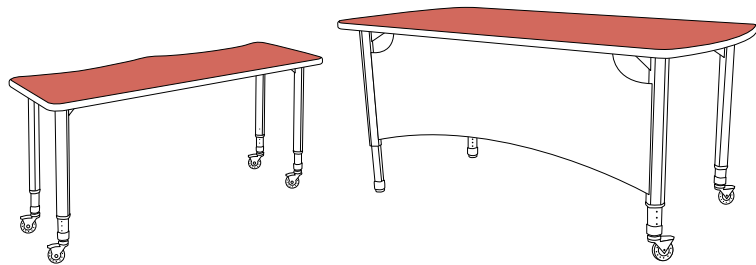


## COLOR & FINISH OPTIONS


### STEP 1 WORK SURFACE

Use the number next to the laminate name as the key code for **STEP 1**

[ FAMILY PART ] - [ WORK SURFACE ]




#### SOLID LAMINATE



#### WHITEBOARD LAMINATE




#### WOOD GRAIN LAMINATE



#### PATTERN LAMINATE

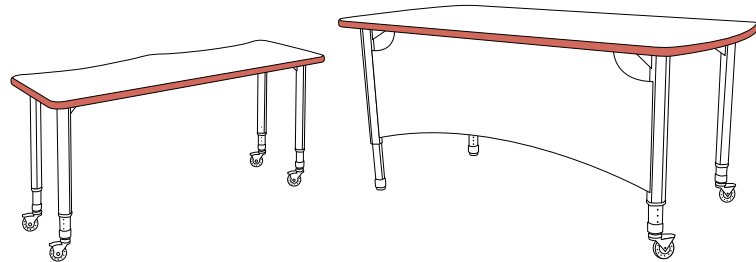


**NEW COLORS**

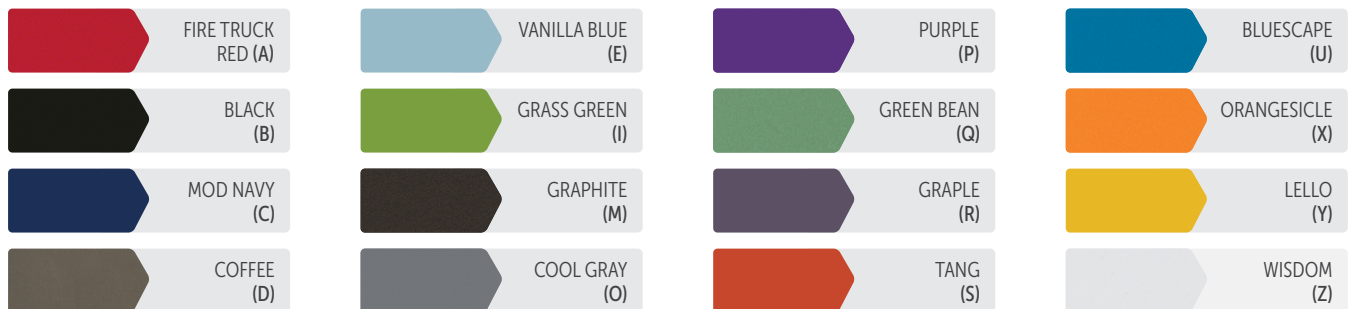


**STEP 2**  
**EDGE**

Use the letter next to the color name as the key code for **STEP 2**

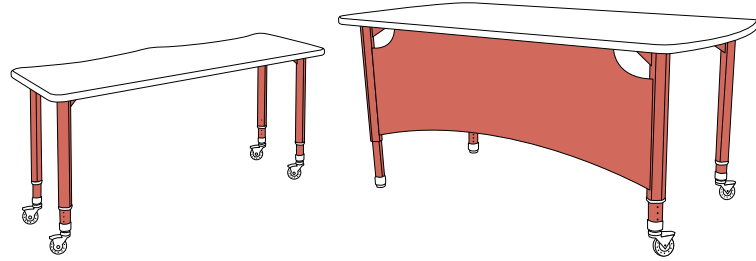


[ FAMILY ] - [ WORK SURFACE ] [ EDGE COLOR ]



### STEP 3 FRAME

Use the letter next to the color name as the key code for **STEP 3**

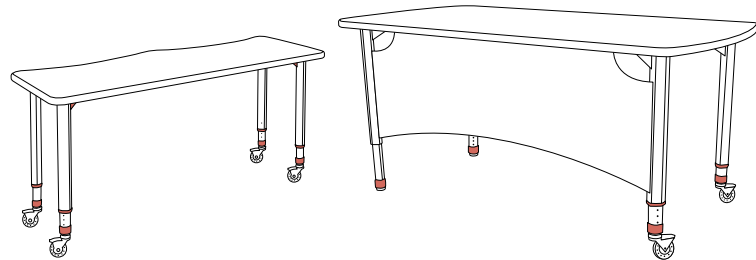


[ FAMILY ] - [ WORK ] [ EDGE ] [ FRAME ]  
[ PART ] - [ SURFACE ] [ COLOR ] [ COLOR ]

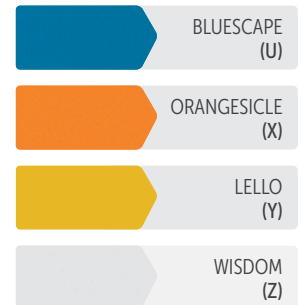





### STEP 4 PLASTIC ACCENTS

Use the letter next to the color name as the key code for **STEP 4**



[ FAMILY ] - [ WORK ] [ EDGE ] [ FRAME ] [ PLASTIC ]  
[ PART ] - [ SURFACE ] [ COLOR ] [ COLOR ] [ ACCENT ]

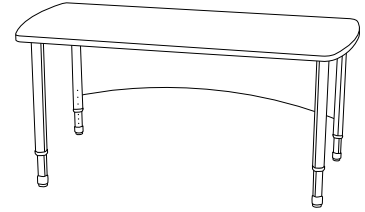


## MODEL NUMBERS & PRODUCT SPECS

### TEACH-IT TEACHER DESK

Model #	Width (in)	Depth (in)	Height (in)	Weight (lbs)	Freight Class (Qty 1)
TEACH-IT-3048REC	48	30	24.5 - 34.5	130	85
TEACH-IT-3048T	48	30	24.5 - 34.5	130	85
TEACH-IT-3060REC	60	30	24.5 - 34.5	145	85
TEACH-IT-3060T	60	30	24.5 - 34.5	145	85
TEACH-IT-3072REC	72	30	24.5 - 34.5	160	85
TEACH-IT-3072T	72	30	24.5 - 34.5	160	85

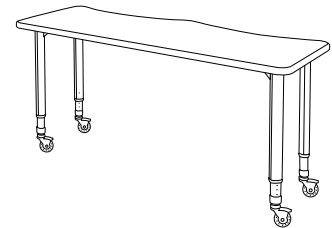
REC= Rectangle, T = Tombstone



### RETURN-IT RETURN FOR TOMBSTONE TOP TEACH-IT

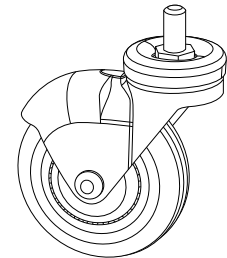
Model #	Width (in)	Depth (in)	Height (in)	Weight (lbs)	Freight Class (Qty 1)
RETURN-IT-2264	64	22	28.5 - 39.5	130	85

\*Comes standard with four casters



### ACCESSORIES

Part #	Width (in)	Depth (in)	Height (in)	Weight (lbs)	Freight Class (Qty 1)
MOVE-ITX2	N/A	N/A	4	5	85
MOVE-ITX4	N/A	N/A	4	5	85
IT-AT-LEG-WIRE	3	1.5	18	5	85
PD-FLIP-USB	4.5 R	4.5 R	N/A	5	85
IT-MOD (MODESTY PANEL)	20.5	N/A	18	10	85
PEN-P	21	16	2	5	85



**MODEL NUMBERS & PRODUCT SPECS**

**PD-FLIP PLACEMENT OPTIONS**

TEACH-IT-3072

TEACH-IT-3060

TEACH-IT-3048

